



SHROPSHIRE COUNTY CRICKET LEAGUE

2013 Handbook

Sponsored by



S O L I C I T O R S



**fbcm
manby
bowdler.**

S O L I C I T O R S

**Specialist providers of commercial
and private legal advice covering:**

Agriculture & Estates

Charities

Corporate

Employment & HR

Family, Childcare & Divorce

Intellectual Property, Technology & Media

Litigation & Debt Recovery

Motoring Offences

Personal Injury

Property & Planning

Regulatory Crime & Licensing

Wills, Trusts & Estate Planning

**Highly regarded and locally based, our
trusted teams of advisors are committed
to providing expert legal services and
advice of the highest quality.**

www.fbcmmb.co.uk

We brew Pale Ale, others brew pale imitations.

Marston's Pedigree is still brewed the best way known to Master Brewers: using Burton well water and the Union system, maintained by our cooper, Mark, with a passion for the result. Whilst other breweries 'Burtonise' their water, we use water from the source.
Marston's - Proud of our Pedigree

It's all about

Pedigree

Find 'Marston's Pedigree' on 

Great prices at www.marstonspedigree.co.uk

For the facts... drinkaware.co.uk

**fbcm
manby
bowdler.**

S O L I C I T O R S

2013 Sponsors of the Shropshire County Cricket League

**Specialist advisors on all aspects of
commercial, private and
agricultural legal work.**

Rowan House South, Shrewsbury Business Park

Tel: 01743 241551

Routh House, Hall Court, Telford

Tel: 01952 292129

1 St Leonard's Close, Bridgnorth

Tel: 01746 761436

www.fbcm.co.uk

CONTENTS

	Page
Foreword	2
Officials	4
Captains, Weekend Contacts, Secretaries and CWOs	6
Notification of Results to the Media	15
2012 Honours	16
League Fixtures 2013	18
Rules and Playing Arrangements	29
Appendix A: Definitions of Player Categories	48
Appendix B: Behaviour, Umpires' Actions and Procedures – Premier Division	49
Appendix C: Guidelines for Umpires and Captains for Matches which are Delayed at the Start due to Poor Weather Conditions	50
Appendix D: Guidelines for Umpires and Captains for Matches where a Recalculation is Required	51
Appendix E: Guidelines for Umpires to Calculate the Maximum Number of Overs that a Bowler is Permitted to Bowl	52
Diagram Showing Measurements and Marking of Crease	53
ECB Guidelines for Junior Players in Open Age Group Cricket	54
ECB Fast Bowling Match Directives	55
ECB Safety Guidance on the Wearing of Cricket Helmets by Young Players	55
Fielding Regulations	56
Premier Division Umpires' Panel	58
Youth Cricket League Contacts, Rules and Fixtures	60
Previous Years' Honours in the Shropshire County Cricket League / Shropshire Premier League	68
Previous Years' Honours in the Shropshire County Cricket League / Shropshire Cricket League	69
2012 Statistics	72
Constitution	92
League Cricket Conference President's Trophy Results and Fixtures	96

FOREWORD

The first year of the newly formed Shropshire County Cricket League (SCCL) was remarkable in that it was easily the wettest cricket season in living memory, but apart from the unprecedented disruption to the fixture list, the season went very well.

It is truly remarkable that thanks to the dedicated work of the officers and individuals from both the former Shropshire Premier Cricket League and the Shropshire Cricket League, together with input from the Shropshire Cricket Board, the process of getting the new merged league operational in time for the 2012 season went extremely smoothly with very few problems being encountered.

This was a fantastic achievement, and I would like to take this opportunity to record my thanks to all involved in the process, from the Joint Merger Working Party, to the newly appointed SCCL officers, and last but not least, the individual member clubs who willingly embraced the new venture with a minimum of fuss.

We are pleased to welcome Cound 3rd XI to the league, but unfortunately three sides from last year have folded. One of them is Whitchurch 3rds, whose 4th XI will now take on their mantle in Division Six. Like Much Wenlock 3rds last year, their withdrawal has come too late to revamp fixtures so sadly this will mean two blank dates apiece for sides in Division Four.

Many congratulations must go to Quatt CC who won the premier division and since have applied and been accepted into the Birmingham League. It is so important for Shropshire cricket that our champion club is ambitious, and we wish Quatt all the very best for the future.

Forty-one clubs entered the inaugural Marstons T20 Knockout, Wem CC beating Reman Services CC in the final by five wickets. Again we played the semi-finals and the final all in one day, and it was a great success, the two beaten semi-finalists being Newtown and St Georges. Many thanks must go to Ludlow CC for making a superb job of hosting the event.

The SCCL entered the League Cricket Conference President's Trophy competition where the side performed brilliantly in defeating the Staffs Club Cricket Championship at Pelsall CC by 6 wickets. They then found themselves in the semi-finals of the competition where they were unfortunate to be drawn against the powerful North Staffs and South Cheshire League who are a fully fledged ECB Premier League, and who were the holders of the trophy having won it for the previous three years. Despite putting up a very creditable performance in the game staged at Audley CC, the side was eventually beaten by 100 runs.

Sadly due to the adverse weather conditions not one of the junior competitions reached the finals stage; fingers crossed that this will not be the case again for many years to come.

My very grateful thanks must go to FBC Manby Bowdler LLP, our main sponsors, for their considerable financial support, and also Marston's who sponsored the knockout so generously.

The last accolade must go to the officers of the league who have worked SO hard in making the merger a reality and the first year such a success. It has been very much a team effort, but there are about half a dozen who have borne the brunt, too many to mention here, but they know who they are!

This year we have had three resignations from the committee: Duncan Wright, Nick Bevan and Ian Ramsay. I would like to thank all three for their sterling service, particularly Duncan who was such a capable and hard working secretary for the old SCL. We welcome Martin Murdoch and Mark Davies who have joined us, and who, hopefully, will bring us some fresh ideas!

In conclusion, I am extremely pleased to have been involved with this exciting new era for Shropshire league cricket, and am sure that the SCCL will go from strength to strength in the coming years. Let's all keep our fingers crossed for better weather this year!

All other divisions were closely-contested right to the end, and the ultimate winners have also gained higher placings in the new league structure.

ED NICHOLAS,
Chairman, SCCL

NIALL BLACKIE, FBC Manby Bowdler Senior Partner, writes:--



FBC Manby Bowdler is once again delighted to be the main sponsor of the Shropshire County Cricket League, extending our support for cricket in the county at all levels into a sixth consecutive year.

We look forward to welcoming another season of top class cricket to the County in the hope the weather is kinder to us this summer and wish all of the clubs competing the best of luck.

2012 HONOURS – SHROPSHIRE COUNTY CRICKET LEAGUE

PREMIER LEAGUE	Champions	Quatt I
	Runners-up	Wem I
	Player of Season	Martyn Davies (Wem I)
DIVISION ONE	Champions	Allscott I
	Runners-up	Cound I
	Player of Season	Stephen Pugh (Madeley I)
DIVISION TWO	Champions	Condoever I
	Runners-up	Lilleshall I
	Player of Season	Richard Bunting (Wellington III)
DIVISION THREE	Champions	Grove I
	Runners-up	Beacon I
	Player of Season	Nathan Whittingham (Wheaton Aston)
DIVISION FOUR	Champions	Calverhall I
	Runners-up	Harcourt
	Player of Season	Ittlan Bowens (Calverhall I)
DIVISION FIVE	Champions	Prees
	Runners-up	Ludlow III
	Player of Season	Charles Harrison (Hales)
DIVISION SIX	Champions	Wellington V
	Runners-up	Oswestry IV
	Player of Season	Simon Miles (Ludlow IV)
RESERVE DIV. ONE	Champions	Newport II
	Runners-up	Wem II
	Player of Season	Avi Mathur (St. Georges II)
RESERVE DIV. TWO	Champions	Wellington IV
	Runners-up	Welshpool II
	Player of Season	Ismail Anwar (Albington II)
RESERVE DIV. THREE	Champions	Condoever II
	Runners-up	Wiley II
	Player of Season	Graham Barker (Wiley II)
MOST RUNS		Stephen Pugh (Madeley I) 1,058
MOST WICKETS		Jonny Lash (Quatt I) 65
FIELDER OF THE YEAR		Martyn Davies (Wem I)
WICKET KEEPER OF THE YEAR		Tom Matthews (Worfield I)
PANEL UMPIRE OF THE YEAR		Charles Ephraim
PREMIER DIVISION FAIR PLAY AWARD		Worfield I
Marston's T20 KO		
Winners		Wem
Runners-up		Reman Services
FBC Manby Bowdler Player of the Month Awards		
April/May		Carl Starling (Allscott I)
June		Simon Palmer (Bishop's Castle I)
July		Stephen Pugh (Madeley I)
August		Doug Reynolds (Shrewsbury III)
September		Nathan Whittingham (Wheaton Aston)



***ID CRICKET**

- ✧ WCCC Club Shop
- ✧ Huge Range of Cricket Equipment
- ✧ Specialists in Club Clothing

Proud Supporters of the
Shropshire County
Cricket League

Worcester Store: NewRoad, Worcester 01905 337903
Malvern Store: BetonyRoad, Malvern 01684 899250
Contact email: id@idsports.net

***ID CRICKET**

KOOKABURRA



GM

GRAY-NICOLLS



PUMA

idsports.net

PREMIER DIVISION FIXTURES 2013

Home Games Bracketed ()

	APRIL	MAY	JUNE	JULY	AUGUST	SEPT.	
1. ALBRIGHTON	(12) 11	(10) 9	(8) 7	(6) 5	(4) 3	(2) 1	14
2. LUDLOW	(11) 10	(9) 8	(7) 6	(5) 4	(3) (12)	1	7
3. NEWPORT	(10) 9	(8) 7	(6) 5	(4) (12)	2	(1) 11	31
4. REMAN SERVICES	(9) 8	(7) 6	(5) (12)	3	(2) 1	(11) 10	24
5. WEM	(8) 7	(6) (12)	4	(3) 2	(1) 11	(10) 9	17
6. WORFIELD	(7) 12	5	(4) 3	(2) 1	(11) 10	(9) 8	10
7. WROXETER & UPPINGTON	6	(5) 4	(3) 2	(1) 11	(10) 9	(8) 7	3
8. ST GEORGES	5	(4) 3	(2) 1	(11) 10	(9) 8	(7) 6	27
9. BOMERE HEATH	4	(3) 2	(1) 11	(10) 12	8	(7) 6	20
10. FRANKTON	3	(2) 1	(11) 12	9	(8) 7	(6) 5	13
11. COUND	2	(1) 12	10	(9) 8	(7) 6	(5) 4	6
12. ALLSCOTT	1	(6) (11)	5	(10) 4	(9) 3	(8) 2	29

DIVISION ONE FIXTURES 2013

Home Games Bracketed ()

	APRIL	MAY	JUNE	JULY	AUGUST	SEPT.						
1. MUCH WENLOCK	(12)	11 (10)	9 (8)	7 (6)	5 (4)	3 (2)	12 (11)	10 (9)	8 (7)	6 (5)	4 (3)	2
2. FORTON	(11)	10 (9)	8 (7)	6 (5)	4 (3)	(12)	1 (10)	9 (8)	7 (6)	5 (4)	3 (2)	(1)
3. MADELEY	(10)	9 (8)	7 (6)	5 (4)	(12)	2 (1)	11 (10)	8 (7)	6 (5)	4 (3)	2 (1)	(11)
4. SHELTON	(9)	8 (7)	6 (5)	(12)	3 (2)	1 (11)	10 (9)	7 (6)	5 (4)	3 (2)	1 (11)	(10)
5. NEWTOWN	(8)	7 (6)	(12)	4 (3)	2 (1)	11 (10)	9 (8)	6 (5)	4 (3)	2 (1)	1 (11)	(9)
6. MONTGOMERY	(7)	12 5 (4)	3 (2)	1 (11)	10 (9)	8 (7)	(12)	(5)	4 (3)	2 (1)	11 (10)	9 (8)
7. BROSELEY	6 (5)	4 (3)	2 (1)	11 (10)	9 (8)	(12)	(6)	5 (4)	3 (2)	1 (11)	10 (9)	8 (12)
8. CONDOVER	5 (4)	3 (2)	1 (11)	10 (9)	12 7 (6)	(5)	4 (3)	2 (1)	11 (10)	9 (8)	(12)	6
9. WELSHPOOL	4 (3)	2 (1)	11 (10)	12 8 (7)	6 (5)	(4)	3 (2)	1 (11)	10 (9)	8 (7)	6 (5)	4
10. ALBERBURY	3 (2)	1 (11)	12 9 (8)	7 (6)	5 (4)	(3)	2 (1)	11 (10)	9 (8)	7 (6)	5 (4)	3
11. PONTESBURY	2 (1)	12 10 (9)	8 (7)	6 (5)	4 (3)	(2)	1 (12)	(10)	9 (8)	7 (6)	5 (4)	3
12. LILLESALL	1 (6)	(11)	5 (10)	4 (9)	3 (8)	2 (7)	1 (6)	11 (5)	10 (4)	9 (3)	8 (2)	7

DIVISION TWO FIXTURES 2013

Home Games Bracketed ()

	APRIL	MAY	JUNE	JULY	AUGUST	SEPT.	
1. WELLINGTON 3	(12) 11 (10)	9 (8) 7 (6)	5 (4) 3 (2)	12 (11) 10 (9)	8 (7) 6 (5)	4 (3) 2	
2. GROVE	(11) 10 (9)	8 (7) 6 (5)	4 (3) (12) 1	11 (10) 9 (8)	7 (6) 5 (4)	3 (12) (1)	
3. ELLESMERE	(10) 9 (8)	7 (6) 5 (4)	(12) 2 (1) 11	10 (9) 8 (7)	6 (5) 4 (12)	(2) 1 (11)	
4. BISHOP'S CASTLE	(9) 8 (7)	6 (5) (12) 3 (2)	1 (11) 10 (9)	7 (6) 5 (12)	3 (2) (1) 11	(10)	
5. LLANIDLOES	(8) 7 (6)	(12) 4 (3) 2 (1)	11 (10) 9 (8)	7 (6) 12 (4)	3 (2) 1 (11)	10 (9)	
6. MARKET DRAYTON	(7) 12 5 (4)	3 (2) 1 (11)	10 (9) 8 (7)	(12) (5) 4 (3)	2 (1) 11 (10)	9 (8)	
7. KNOCKIN & KINNERLEY	6 (5) 4 (3)	2 (1) 11 (10)	9 (8) 12 (6)	5 (4) 3 (2)	1 (11) 10 (9)	8 (12)	
8. BEACON	5 (4) 3 (2)	1 (11) 10 (9)	12 (7) (6) (5)	4 (3) 2 (1)	11 (10) 9 (12)	(7) 6	
9. WILLEY WANDERERS	4 (3) 2 (1)	11 (10) 12 (9)	8 (7) 6 (5)	(4) 3 (2)	1 (11) 10 (12)	(8) 7 (6)	5
10. TIBBERTON	3 (2) 1 (11)	12 (9) 8 (7)	(6) 5 (4) (3)	2 (1) 11 (12)	(9) 8 (7)	6 (5)	4
11. ISCOYD & FENNIS BANK	2 (1) 12 10 (9)	8 (7) 6 (5)	4 (3) (2)	1 (12) (10)	9 (8) 7 (6)	5 (4)	3
12. CORVEDALE	1 (6) (11)	5 (10) 4 (9)	3 (8) 2 (7)	(1) 6 11 (5)	10 (4) 9 (3)	8 (2)	7

DIVISION FOUR FIXTURES 2013

Home Games Bracketed ()

22		APRIL	MAY	JUNE	JULY	AUGUST	SEPT.																																																																																																																																																																																																																																																																																																																																																																																																																																																																																																																																																																																																																																																																																																																																																																																																																																																																																																																																																																																																																																																																																																																																																																																																																																																																																																																																																																																																																																																																																																																																																																													
----	--	-------	-----	------	------	--------	-------	--	--	--	--	--	--	--	--	--	--	--	--	--	--	--	--	--	--	--	--	--	--	--	--	--	--	--	--	--	--	--	--	--	--	--	--	--	--	--	--	--	--	--	--	--	--	--	--	--	--	--	--	--	--	--	--	--	--	--	--	--	--	--	--	--	--	--	--	--	--	--	--	--	--	--	--	--	--	--	--	--	--	--	--	--	--	--	--	--	--	--	--	--	--	--	--	--	--	--	--	--	--	--	--	--	--	--	--	--	--	--	--	--	--	--	--	--	--	--	--	--	--	--	--	--	--	--	--	--	--	--	--	--	--	--	--	--	--	--	--	--	--	--	--	--	--	--	--	--	--	--	--	--	--	--	--	--	--	--	--	--	--	--	--	--	--	--	--	--	--	--	--	--	--	--	--	--	--	--	--	--	--	--	--	--	--	--	--	--	--	--	--	--	--	--	--	--	--	--	--	--	--	--	--	--	--	--	--	--	--	--	--	--	--	--	--	--	--	--	--	--	--	--	--	--	--	--	--	--	--	--	--	--	--	--	--	--	--	--	--	--	--	--	--	--	--	--	--	--	--	--	--	--	--	--	--	--	--	--	--	--	--	--	--	--	--	--	--	--	--	--	--	--	--	--	--	--	--	--	--	--	--	--	--	--	--	--	--	--	--	--	--	--	--	--	--	--	--	--	--	--	--	--	--	--	--	--	--	--	--	--	--	--	--	--	--	--	--	--	--	--	--	--	--	--	--	--	--	--	--	--	--	--	--	--	--	--	--	--	--	--	--	--	--	--	--	--	--	--	--	--	--	--	--	--	--	--	--	--	--	--	--	--	--	--	--	--	--	--	--	--	--	--	--	--	--	--	--	--	--	--	--	--	--	--	--	--	--	--	--	--	--	--	--	--	--	--	--	--	--	--	--	--	--	--	--	--	--	--	--	--	--	--	--	--	--	--	--	--	--	--	--	--	--	--	--	--	--	--	--	--	--	--	--	--	--	--	--	--	--	--	--	--	--	--	--	--	--	--	--	--	--	--	--	--	--	--	--	--	--	--	--	--	--	--	--	--	--	--	--	--	--	--	--	--	--	--	--	--	--	--	--	--	--	--	--	--	--	--	--	--	--	--	--	--	--	--	--	--	--	--	--	--	--	--	--	--	--	--	--	--	--	--	--	--	--	--	--	--	--	--	--	--	--	--	--	--	--	--	--	--	--	--	--	--	--	--	--	--	--	--	--	--	--	--	--	--	--	--	--	--	--	--	--	--	--	--	--	--	--	--	--	--	--	--	--	--	--	--	--	--	--	--	--	--	--	--	--	--	--	--	--	--	--	--	--	--	--	--	--	--	--	--	--	--	--	--	--	--	--	--	--	--	--	--	--	--	--	--	--	--	--	--	--	--	--	--	--	--	--	--	--	--	--	--	--	--	--	--	--	--	--	--	--	--	--	--	--	--	--	--	--	--	--	--	--	--	--	--	--	--	--	--	--	--	--	--	--	--	--	--	--	--	--	--	--	--	--	--	--	--	--	--	--	--	--	--	--	--	--	--	--	--	--	--	--	--	--	--	--	--	--	--	--	--	--	--	--	--	--	--	--	--	--	--	--	--	--	--	--	--	--	--	--	--	--	--	--	--	--	--	--	--	--	--	--	--	--	--	--	--	--	--	--	--	--	--	--	--	--	--	--	--	--	--	--	--	--	--	--	--	--	--	--	--	--	--	--	--	--	--	--	--	--	--	--	--	--	--	--	--	--	--	--	--	--	--	--	--	--	--	--	--	--	--	--	--	--	--	--	--	--	--	--	--	--	--	--	--	--	--	--	--	--	--	--	--	--	--	--	--	--	--	--	--	--	--	--	--	--	--	--	--	--	--	--	--	--	--	--	--	--	--	--	--	--	--	--	--	--	--	--	--	--	--	--	--	--	--	--	--	--	--	--	--	--	--	--	--	--	--	--	--	--	--	--	--	--	--	--	--	--	--	--	--	--	--	--	--	--	--	--	--	--	--	--	--	--	--	--	--	--	--	--	--	--	--	--	--	--	--	--	--	--	--	--	--	--	--	--	--	--	--	--	--	--	--	--	--	--	--	--	--	--	--	--	--	--	--	--	--	--	--	--	--	--	--	--	--	--	--	--	--	--	--	--	--	--	--	--	--	--	--	--	--	--	--	--	--	--	--	--	--	--	--	--	--	--	--	--	--	--	--	--	--	--	--	--	--	--	--	--	--	--	--	--	--	--	--	--	--	--	--	--	--	--	--	--	--	--	--	--	--	--	--	--	--	--	--	--	--	--	--	--	--	--	--	--	--	--	--	--	--	--	--	--	--	--	--	--	--	--	--	--	--	--	--	--	--	--	--	--	--	--	--	--	--	--	--	--	--	--	--	--	--	--	--	--	--	--	--	--	--	--	--	--	--	--	--	--	--	--	--	--	--	--	--	--	--	--	--	--	--	--	--	--	--	--	--	--	--	--	--	--	--	--	--	--	--	--	--	--	--	--	--	--	--	--	--	--	--	--	--	--	--	--	--	--	--	--	--	--	--	--	--	--	--	--	--	--	--	--	--	--	--	--	--	--	--	--	--	--	--	--	--	--	--	--	--	--	--	--	--	--	--	--	--	--	--	--	--	--	--	--	--	--	--	--	--	--	--	--	--	--	--	--	--	--	--	--	--	--	--	--	--	--	--	--	--	--	--	--	--	--	--	--	--	--	--	--	--	--	--	--	--	--	--	--	--	--	--	--	--	--	--	--	--	--	--	--	--	--	--	--	--	--	--	--	--	--	--	--	--	--	--	--	--	--	--	--	--	--	--	--	--	--	--	--	--	--	--	--	--	--	--	--	--	--	--	--	--	--	--	--	--	--	--	--	--	--	--	--	--	--	--	--	--	--	--	--	--	--	--	--	--	--	--	--	--	--	--	--	--	--	--	--	--	--	--	--	--	--	--	--	--	--	--	--	--	--	--	--	--	--	--	--	--	--	--	--	--	--	--	--	--	--	--	--	--	--	--	--	--	--	--	--	--	--	--	--	--	--	--	--	--	--	--	--	--	--	--	--	--	--	--	--	--	--	--	--	--	--	--	--	--	--	--	--	--	--	--	--	--	--	--	--	--	--	--	--	--	--	--	--	--	--	--	--	--	--	--	--	--	--	--	--	--	--	--	--	--	--	--	--	--	--	--	--	--	--	--	--	--	--	--	--	--	--	--	--	--	--	--	--	--	--	--	--	--	--	--	--	--	--	--	--	--	--	--	--	--	--	--	--	--	--	--	--	--	--	--	--	--	--	--	--	--	--	--	--	--	--	--	--	--	--	--	--	--	--	--	--	--	--	--	--	--	--	--	--	--	--	--	--	--	--	--	--	--	--	--	--	--	--	--	--	--	--	--	--	--	--	--	--	--	--	--	--	--	--	--	--	--	--	--	--	--

Please Note: Games marked thus * are to be played on the Sunday immediately following the date at the head of the column.
NG = No Game.

DIVISION FIVE FIXTURES 2013

Home Games Bracketed ()

	APRIL	MAY	JUNE	JULY	AUGUST	SEPT.					
1. WHITTINGTON	(12) 11* (10)	9* (8)	7* (6)	5 (4)	3* (2)	12 (11)	10* (9)	8 (7)	6 (5)	4* (3)	2
2. QUAYSIDE	(11) 10* (9)	8 (7)	6 (5)	4* (3)	(12) 1	11* (10)	9* (8)	7* (6)	5 (4)	3* (2)	(1)
3. KNOCKIN & KINNERLEY 3	(10)* 9* (8)*	7* (6)*	5 (4)*	(12)* 2	(1)* 11*	10* (9)*	8 (7)*	6 (5)*	4* (3)	2 (1)*	(11)*
4. WELLINGTON 5	(9)* 8 (7)*	6 (5)*	(12)* 3*	(2)* 1	(11)* 10*	9* (8)*	7* (6)*	5 (4)*	3* (2)	1 (1)*	(10)*
5. LILLESALL 3	(8) 7* (6)	(12) 4* (3)	2 (1)	11* (10)	9* (8)	7 (6)	12 (4)	3* (2)	1 (11)	10* (9)	
6. COTON HALL	(7) 12 5 (4)	3* (2)	1 (11)	10* (9)	8 7* (12)	(5) 4*	(3) 2	(1) 11*	(10) 9*	(8) 12*	
7. FRANKTON 3	6 (5)* 4* (3)*	2 (1)* 11* (10)*	9* (8)* 12 (6)*	5 (4)* 3* (2)*	1 (11)* 10* (12)*	(8)* 7* (6)*	5 (4)*	3* (2)*	1 (11)* 10* (12)*	(8)* 7* (6)*	5 (4)*
8. HALES	5 (4) 3* (2)	1 (11) 10* (9)	12 7* (6)	(5) 4* (3)	2 (1) 11* (10)	9* (12)	(7) 6				
9. REMAN SERVICES 3	4* (3)* 2 (1)*	11* (10)* 12 8 (7)*	6 (5)* (4)* 3*	(2)* 1 (11)*	10* (12)* (8)* 7* (6)*	5 (4)*					
10. MADELEY 3	3* (2)* 1 (11)*	12 9* (8)* 7* (6)*	5 (4)* (3)* 2 (1)*	11* (12)* (9)* 8 (7)*	6 (5)* 4*						
11. WORFIELD 3	2 (1)* 12 10* (9)*	8 (7)* 6 (5)*	4* (3)* (2)* 1 (12)*	(10)* 9* (8)* 7* (6)*	5 (4)* 3*						
12. HARPERS	1 (6) (11)	5 (10) 4* (9)	3* (8) 2 (7)	(1) 6 11*	(5) 10* (4) 9* (3)	8 (2)	7*				

Please Note: Games marked thus * are to be played on the Sunday immediately following the date at the head of the column.

RESERVE DIVISION ONE FIXTURES 2013

Home Games Bracketed ()

	APRIL	MAY	JUNE	JULY	AUGUST	SEPT.	
1 WELLINGTON 4	12 (11)	10 (9)	6 (7)	2 (12)	11 (10)	7 (6)	5 (4)
2 LUDLOW 2	11 (10)	9 (8)	5 (6)	3 (12)	10 (9)	6 (5)	4 (3)
3 NEWPORT 2	10 (9)	8 (7)	4 (5)	1 (11)	9 (8)	5 (4)	2 (1)
4 REMAN SERVICES 2	9 (8)	7 (6)	5 (12)	11 (10)	8 (7)	6 (5)	3 (2)
5 WEM 2	8 (7)	6 (12)	3 (2)	1 (11)	7 (6)	4 (3)	2 (1)
6 WORFIELD 2	7 (12)	5 (4)	2 (1)	11 (10)	5 (4)	3 (2)	1 (11)
7 WROXETER & UPPINGTON 2	(6)	5 (4)	3 (2)	8 (12)	4 (3)	2 (1)	11 (10)
8 ST GEORGES 2	(5)	4 (3)	2 (1)	9 (12)	3 (2)	1 (11)	10 (9)
9 WELSHPOOL 2	(4)	3 (2)	1 (11)	5 (4)	2 (1)	11 (10)	12 (7)
10 ALBERBURY 2	(3)	2 (1)	11 (12)	6 (5)	1 (11)	12 (9)	8 (6)
11 COUND 2	(2)	1 (12)	9 (8)	3 (2)	12 (10)	8 (7)	6 (5)
12 LILLESALL 2	(1)	6 (11)	10 (5)	8 (2)	5 (10)	4 (9)	3 (8)

RESERVE DIVISION TWO FIXTURES 2013

Home Games Bracketed ()

	APRIL	MAY	JUNE	JULY	AUGUST	SEPT.
1 ALBRIGHTON 2	12 (11)	10 (9)	6 (7)	2 (12)	11 (10)	7 (6)
2 BEACON 2	11 (10)	9 (8)	5 (6)	3 (12)	10 (9)	6 (5)
3 MADELEY 2	10 (9)	8 (7)	4 (5)	4 (12)	9 (8)	5 (4)
4 SHELTON 2	9 (8)	7 (6)	5 (12)	1 (10)	8 (7)	6 (5)
5 NEWTOWN 2	8 (7)	6 (12)	3 (2)	1 (11)	7 (6)	5 (4)
6 MONTGOMERY 2	7 (12)	5 (4)	2 (1)	11 (10)	6 (5)	4 (3)
7 KNOCKIN & KINNERLEY 2	6 (5)	4 (3)	1 (11)	8 (12)	5 (4)	3 (2)
8 CONDOVER 2	5 (4)	3 (2)	11 (10)	6 (5)	4 (3)	2 (1)
9 WILLEY WANDERERS 2	4 (3)	2 (1)	10 (12)	5 (4)	3 (2)	1 (11)
10 FRANKTON 2	3 (2)	1 (11)	9 (8)	4 (3)	2 (1)	11 (10)
11 PONTESBURY 2	2 (1)	12 (10)	7 (6)	3 (2)	1 (11)	10 (9)
12 ALLSCOTT 2	1 (1)	6 (11)	10 (5)	8 (2)	5 (10)	4 (3)

RESERVE DIVISION THREE FIXTURES 2013

Home Games Bracketed ()

	APRIL	MAY	JUNE	JULY	AUGUST	SEPT.	
1 MUCH WENLOCK 2	12 (11)	10 (9)	6 (7)	2 (12)	11 (10)	7 (6)	5 (4)
2 FORTON 2	11 (10)	9 (8)	5 (6)	3 (12)	10 (9)	6 (5)	4 (3)
3 ACTON REYNALD 2	10 (9)	8 (7)	4 (5)	1 (11)	9 (8)	5 (4)	2 (1)
4 BISHOP'S CASTLE 2	9 (8)	7 (6)	5 (12)	2 (1)	8 (7)	6 (5)	3 (2)
5 CAE GLAS 2	8 (7)	6 (12)	3 (2)	1 (11)	7 (6)	5 (12)	4 (3)
6 MARKET DRAYTON 2	7 (12)	5 (4)	2 (1)	9 (8)	12 (5)	3 (2)	1 (11)
7 OSWESTRY 4	(6)	5 (4)	3 (2)	8 (12)	4 (3)	2 (1)	11 (10)
8 SHIFNAL 4	(5)	4 (3)	2 (1)	7 (6)	3 (2)	1 (11)	10 (9)
9 BOMERE HEATH 2	(4)	3 (2)	1 (11)	5 (4)	2 (1)	11 (10)	12 (7)
10 TIBBERTON 2	(3)	2 (1)	11 (12)	6 (5)	1 (11)	9 (8)	7 (6)
11 ISCOYD & FENNIS BANK 2	(2)	1 (12)	9 (8)	3 (2)	12 (10)	8 (7)	6 (5)
12 LUDLOW 4	(1)	6 (11)	10 (5)	8 (2)	5 (11)	4 (9)	3 (8)

DIVISION SIX FIXTURES 2013

Home Games Bracketed ()

	20	27	4	11	18	25	1	8	15	22	29	6	13	20	27	3	10	17	24	31	7	14
	APRIL	MAY	MAY				JUNE				JULY				AUGUST						SEPT.	
1 CORVEDALE 2	(3) 14	12* (9)	11* (7)	8* (2)	6 (5)	4 (3)	1 (11)	13 (12)	10* (7)	5 (4)	3 (14)	12 (10)	7 (10)	2 (13)	5 (4)							
2 LLANIDLOES 2	8* (10)	7 (5)	4 (6)	3 (1)	11 (13)	8 (12)	10* (7)	5 (4)	6 (14)	1 (1)	9* (13)	12* (6)										
3 CALVERHALL 2	1 (12)	14 (13)	10* (9)	2 (5)	7 (4)	6 (1)	12* (14)	13 (10)	9* (8)	5 (11)	4 (6)											
4 GROVE 2	9* (11)	8* (14)	2 (5)	13 (12)	10* (3)	1 (9)	11* (8)	14 (2)	5 (7)	12* (6)	(3) 1											
5 ST. GEORGES 4	11* (7)	13 (2)	14 (4)	10 (3)	8 (1)	9 (11)	7 (13)	2 (14)	4 (6)	3 (12)	(1) 9*											
6 ELLESMERE 2	7 (13)	9* (12)	8* (2)	14 (10)	11* (3)	7 (13)	9 (9)	12* (8)	2 (5)	10 (4)	(11) 3											
7 BROSELEY 2	(6) 5	(2) 11*	(13) 1	(12) 9*	(3) 14	(10) 6	(5) 2	(11) 13	(1) 4	(9) 8*	(14) 10*											
8 WELSHPOOL 3	(2)* (9)*	(4)* 10*	(6)* (11)*	(1)* 13	5 12*	(14)* 2	9* 4	(10)* 6	11* 3	(13)* (7)*	(12)* 14											
9 COUND 3	(4)* 8*	(6)* 1	(12)* 3	11* (7)*	(14)* 10*	5 4	(8)* 6	(1)* 12*	(3)* 13	7 (2)*	(10)* (5)*											
10 WHITCHURCH 3	13 2	11* (8)*	(3)* 12*	5 (6)*	(4)* (9)*	7 (13)*	(2)* (11)*	8* 3	(12)* 1	6 (14)*	9* (7)*											
11 ALBERBURY 3	(5)* 4	(10)* (7)*	(1)* 8*	(9)* 14	2 (6)*	(13)* 5	(4)* 10*	7 1	(8)* (12)*	(14)* 3	6 13											
12 PONTESBURY 3	(14)* 3	(1)* 6	9* (10)*	7 4	(13)* (8)*	2 14	(3)* 1	(6)* (9)*	10* 11*	(4)* (5)*	8* (2)*											
13 ALLSCOTT 3	(10) 6	(5) 3	7 (14)	(4) (8)	12* (2)	11* 10*	(6) 5	(3) (7)	14 (9)	8* 1	2 (11)											
14 QUATT 3	12* (1)	(3) 4	(5) 13	(6) (11)	9* (7)	8* (12)	1 3	(4) 5	(13) (2)	11* 10*	7 (8)											

Please Note: Games marked with an asterisk thus * are to be played on the Sunday immediately following the date at the head of the column.



mediaBOXuk.co.uk
digital media screen specialists



call 0844 847 0229 or
01743 443 633 to find out
how we can make
money for your club-
at no cost to you at all!

RULES AND PLAYING ARRANGEMENTS

1. GENERAL

- 1.1 The **Rules and Playing Arrangements** set out below apply to all Divisions of the Shropshire County Cricket League (hereinafter referred to as "the League" or "SCCL") and will continue in force until officially amended on the authority of the Management Committee of the League.
- 1.2 These Rules are binding on all players and clubs in the SCCL and the League may take action against defaulting clubs, officials or players.
- 1.3 The Committee shall adjudicate on all matters not specifically covered by these Rules, having particular regard to the best interests of the League, fair play and the spirit of the game. The League's judgment shall be binding on all clubs.
- 1.4 The subscription shall be £25.00 per team, to be paid to the Treasurer not later than 1st May, by Direct Debit or Standing Order, if possible. (See also Rule 34.1.)
- 1.5 All clubs in the League must appoint a Welfare Officer and must register, in writing, any changes to that appointment with the League's Welfare Officer.
- 1.6 All matches shall be played in accordance with current **MCC Laws of Cricket (2000 Code, 4th Edition – 2010)**.
- 1.7 All 3rd, 4th and 5th XIs may, as of right, play their home games on Sundays provided these games are all staged on their club's number one ground (or immediate adjoining ground where one exists) and are confirmed to the Management no later than October 15 of the preceding year.

2. PLAYERS

2.1 Registration

- 2.1.1 All players in SCCL matches must be registered with the League; player registration must be in accordance with current ECB regulations.
- 2.1.2 **Registration of players will be via the League's Play-Cricket website.** Alternatively clubs may register players by phone or by text to the Registrations Co-ordinator before 12 noon on the day of the game, provided that the player's details are entered onto the Play-Cricket website within 48 hours. Any team playing unregistered players will be deducted two points per player per offence.
- 2.1.3 No permission will be granted to register players for matches in the Premier, 1st and 2nd Divisions and Reserve Division One after **1st August 2013** unless exceptional circumstances arise (decisions on such requests will be determined by the League Rules Committee). In all other divisions, clubs can register players until the end of the season, provided that the provisions of Rule 2.1.2 are complied with. Players so registered after 1st August will not be permitted to play in any of the top three Divisions, as above.
- 2.1.4 All clubs fielding three or more teams in SCCL or Birmingham and District Premier Cricket League (BDPCL), must register 14 nominated players on the Play-Cricket website who will not play below their second team. Nominated players must be regular players. In the event of a breach of this rule, points will be awarded or deducted in accordance with Rule 2.6.1. Applications to relax this provision, which will only be permitted in exceptional circumstances, must be made to the Registrations Co-ordinator at least 48 hours before a match.
- 2.1.5 Clubs must declare the date of birth of any player aged 19 or less on 31st August of the previous year.
- 2.1.6 Any player who plays Saturday cricket for a different club in BDPCL will have his/her registration with SCCL cancelled forthwith and will then be ineligible to play in SCCL.

2.2 Qualification

- 2.2.1 No player shall be brought in from a different club in another league to play in the League during the playing season without first obtaining the written consent of the SCCL (this does not apply to SCCL clubs with teams competing in BDPCL). SCCL reserves the right to deduct points from any club fielding players who are not *bona fide* members of the SCCL club.

- 2.2.2 No player suspended by another League will be permitted to play in the SCCL.
- 2.3 **Player Categories including Overseas Players**
 - 2.3.1 Definitions of player categories are shown in Appendix A.
 - 2.3.2 Clubs must ensure that all relevant regulations are complied with by checking evidence of any such player's continuous residence in the UK, e.g. utility bills, council tax bills, entry and departure dates on passport. If the relevant regulations are not complied with, such player will be deemed to be ineligible for registration.
 - 2.3.3 At least nine Category 1 players must play in every team.
 - 2.3.4 No player Category 2 (contracted to First Class County) may play in the SCCL.
 - 2.3.5 Only one Category 3 player and one Category 3 (exempt) may be registered per club each season.
 - 2.3.6 No replacement Category 3 player nor Category 3 (exempt) player will be permitted to play under any circumstances at any stage of the season.
 - 2.3.7 The League will enforce these Rules strictly for the top divisions (Premier, One and Reserve One) but will exercise discretion in all other divisions.
- 2.4 **Transfers**
 - 2.4.1 Transfers cannot be undertaken on the League's Play-Cricket website.
 - 2.4.2 Any club wishing to transfer a player from any other club shall complete an official Transfer Form, obtainable from the League Registrations Co-ordinator. The completed form must be forwarded to the Registrations Co-ordinator, together with a letter from the player's previous club confirming that he has fulfilled his obligations to that club. He may not play in a League match for his new club until permission has been granted.
 - 2.4.3 No transfers will be permitted after 1st August.
- 2.5 **Eligibility**
 - 2.5.1 A player who has played in a total of 12 or more first/second/third team matches during the season shall not be allowed to play in any of the last three matches in a lower division without the prior approval of the Registrations Co-ordinator or a League Executive Officer.
 - 2.5.2 The 3rd, 4th and 5th teams of clubs whose senior sides play in the BDPCL may use players from their senior teams provided those players are registered with the SCCL and are in compliance with Rules 2.1.4 and 2.5.1.
- 2.6 **Penalties for Playing Ineligible Players**
 - 2.6.1 Any team that fields a player in contravention to Rules 2.1.4, 2.3.1–2.3.7 or 2.5.1 shall have all points gained from that match disallowed. The offending team will also be deducted a further 10 points, and the non-offending team shall be awarded 22 points, all subject to the discretion of the Disciplinary Sub-Committee.
 - 2.6.2 A two-point deduction will apply for fielding each unregistered player not covered by Rule 2.5.1. The League may, at its discretion, refer an issue to the Disciplinary Sub-Committee, who may take action.

3. PREPARATION OF PITCHES

- 3.1 Preparation of pitches must be in accordance with the MCC Laws of Cricket and the instruction that pitches should not be watered in the 48 hour period preceding any match.
- 3.2 Matches will normally be played on grass pitches. However provided both captains are in agreement on match day, a match may be played on an artificial pitch when conditions would otherwise prevent it being played. If captains fail to agree, the match shall be treated as cancelled and points awarded accordingly.
- 3.3 No side higher than Division Four and Reserve Division Three may schedule its home games on an artificial pitch. From 2015 artificial pitches will only be allowed in Divisions Five and Six and Reserve Division Three.

- 3.4 **Premier One & Reserve One Division:** Each club shall provide leak-proof covers, of sufficient area to cover the entire pitch, which should be covered from the Thursday evening prior to League matches getting underway, but not necessarily for the whole time span as the covers may be removed for drying purposes during this period at the discretion of the groundsman.
- 3.5 Pitches should be marked as shown in the diagram on page 53 of the handbook.
- 3.6 The protected area of the pitch shall be marked – five feet in front of the popping crease, one foot either side of middle stump on the bowling crease.
- 3.7 Home clubs are responsible for setting up both sets of wickets before the start of the match and for the sweeping and remarking of creases. It is also responsible for the operation of the roller between innings if requested to do so. The match will not restart until this work is completed.

4. TEAM SELECTION

- 4.1 Every club which has a team playing on a Sunday must email selections for **all** of its teams for the weekend to Registrations Co-ordinator by 6 p.m. Friday before the game. Any alterations must be emailed to the same address by 12 noon on the day of the match. Failure to do so will result in a **2 point deduction for each team**.
- 4.2 Clubs are under an obligation to field 11 players for all matches. In the event of a shortage of players, the club must endeavour to fill its highest ranked teams first. If a club fails to do this, and the League consider that it is attempting to gain an advantage in doing so, points may be deducted.

5. CANCELLATION OF MATCHES

5.1 Weather

- 5.1.1 In the event of bad weather a pitch inspection should be carried out on the day of the match no earlier than 3 hours maximum and 2 hours minimum **before the scheduled start time**.
- 5.1.2 Normally both teams must report to the ground before making a decision if conditions are fit for play. However, the match may be called off before the start without the away team travelling, subject to the following conditions:
 - Captains of both teams agree (see 5.1.3 below for failure to agree).
 - The weather conditions and the weather forecast are such that the state of the pitch and/or the outfield means that there would be no chance of the game starting by the latest time allowable by the rules, even if the usual drying methods are employed.
 - The home club must report the abandonment of the fixture to the Results Co-ordinator immediately after the decision has been taken.
 - The home club must inform the appointed umpires. Should they have cause to travel they shall be entitled to claim their full attendance fee.
- 5.1.3 If captains fail to agree in 5.1.2 above, the away team may advise the home team that it wishes to exercise its right to travel to the appointed venue, and in these circumstances the match can only be called off at the scheduled starting time with both teams present and available to play [there will however be no right to travel if the home team's ground is owned or controlled by a third party, and the third party has insisted that the game should be called off].
- 5.1.4 If the away team exercises its right to travel under 5.1.3, but the match is abandoned without any play, the away team will be responsible for paying the cost of teas, up to a maximum of £50, and the full attendance fees of any independent umpires.
- 5.1.5 If an away team cancels a fixture within 48 hours of the scheduled start of a match it may be required to make a contribution towards any reasonable costs unavoidably incurred by the home team in preparing for the match.

- 5.1.6 **Premier League Only:** If play is possible after the away side exercises the right to travel, the umpires will report the matter to the League Secretary, who following discussion with the Disciplinary Sub-Committee, may impose a penalty of 10 points on the home side.

5.2 Other reasons

- 5.2.1 In the event of a League club qualifying for the final of the National Club Championship Trophy or the Village competitions, any club desirous of re-arranging their League fixtures for that day may do so.
- 5.2.2 A club wishing to re-arrange the date of a published fixture must first obtain the agreement of the opposition, and, subject to that being forthcoming, must then give written notice to the League Secretary not less than ten days before the date of the proposed alteration. Such changes must receive the sanction of the League Secretary, and will only be allowed in exceptional circumstances. Any re-arranged match taking place without the League's consent will be deemed to be void, and no points will accrue to either side. Changes of venue must be agreed with the visiting team and the League Secretary should be advised of any agreed change.
- 5.2.3 If clubs have to cancel a fixture owing to being unable to raise a team, it shall cancel the match of the lowest-ranked team and shall have points deducted from the record of its teams as follows:
- First offence – 5 points deduction for the offending team
 - Second offence – 10 points deduction for the offending team
 - Each subsequent offence – 10 points deduction for the offending team *plus* 5 points deduction for all of the club's teams in the League.
- 5.2.4 Should a team be deprived of a game of cricket for reasons outlined in Rule 5.2.3, it shall be awarded 22 points.
- 5.2.5 Any team which fails to fulfil **five** matches in any one season will be expelled from SCCL forthwith. All results and points gained in any fixtures involving this club will be deleted from SCCL records, subject to the Management's decision.

6. VOID MATCHES

- 6.1 The League shall have the discretion to call a match void if they deem it necessary and may award or deduct points at their discretion.

7. CLOCK

- 7.1 All Member Clubs are expected to have a working clock on their ground, sufficient in size to be readily visible by players and umpires, during the course of League matches.

8. NOMINATION OF TEAMS

- 8.1 The team captain must nominate his players on the team sheet card provided, denoting the overseas player, if any, and all players under the age of nineteen with their date of birth. The team sheet card must be signed and handed to the umpires before the toss is made.

9. HOURS AND DURATION OF PLAY

- 9.1 All matches inclusive of Saturday, April 20th through to Sunday, August 11th shall commence at 1.00 p.m. for Premier, One and Reserve One and at 1.30 p.m. for all other divisions. The last five matches of the season commencing Saturday, August 17th through to Sunday, September 15th shall commence at 12 noon for Premier, One and Reserve One and at 1.00 p.m. for all other divisions.

- 9.2 **Premier, One and Reserve One** will normally play matches of **100 overs**, except as provided for in Clause 5.1 (Delayed Start), which provides for a minimum of 60 overs in a match. **The Lower Divisions** (2, 3, 4, 5, 6, Reserve 2 and Reserve 3) will normally play a **90 over match**. In the Lower Divisions, a shorter game (minimum 60 overs) will be permitted **only if weather threatens to prevent a result being achieved from a full 90 over match**, provided that such reduction is agreed by both captains prior to the toss. Captains will be under an obligation to play the longest game possible in the circumstances, and their performance will be monitored by the League.
- 9.3 The side batting first may, if they so wish, bat for no more than half of the allotted overs. The side batting second shall utilise the balance of the overs not used by the side batting first, unless bad weather intervenes (see Rule 9.1). Any odd balls bowled shall constitute an over.
- 9.4 Before the toss is made, the home captain shall advise his opposite number whether covers and a roller are available.
- 9.5 Prompt starts are essential and the toss for innings shall take place at least 15 minutes before the scheduled starting time. In the event of a team not being able to comply, the opposing team may, if it so wishes, exercise the right to claim the toss. Clubs who arrive late without a satisfactory explanation will be dealt with by the League Management Committee who may deduct 2 points from the record of the offending team.
- 9.6 A player arriving more than 2 hours after a match has started will only be permitted to play if the opposing captain agrees, and must have been nominated on the team sheet before the start of the match.
- 9.7 Normally tea will be taken between innings and 30 minutes will be allowed.
- 9.8 However, if a team is dismissed (or a declaration is made) and tea is not ready, a 10 minute interval between innings will be taken and play shall continue for a minimum of 15 overs or 50 minutes, whichever is the longer (unless a result has been obtained earlier). In this instance the tea interval shall be reduced to 20 minutes in duration.

10. DELAYED STARTS AND INTERRUPTIONS

Premier, One and Reserve One Divisions

10.1 Delayed Start

- 10.1.1 In the event of inclement weather causing a delayed start, the umpires shall reduce the number of overs by one over per team for every complete seven minutes of time lost between the scheduled start time and the actual commencement.
- 10.1.2 Appendix C should be used to calculate the number of overs to be played relative to the time lost.
- 10.1.3 No game may start unless a minimum of 60 overs (30 overs each side) is possible. No game may start after 4.00 p.m. for matches scheduled to start at 1 p.m. or 3.00 p.m. for matches scheduled to start at 12 noon (minimum 60 overs plus 10 minute break between innings, tea having already been taken.)

10.2 Interruptions in Play after the match has started

- 10.2.1 The first 30 minutes lost to inclement conditions after the match has started shall be ignored.
- 10.2.2 Where more than 30 minutes is lost due to inclement weather after commencement of the game, the number of overs to be played shall be reduced by one over for every full 3.5 minutes lost after the initial 30 minutes.
- 10.2.3 The team batting first shall complete its initial allotted overs (unless it is dismissed or opts to declare) and the number of overs to be received by the team batting second will be reduced by one over for every full 3.5 minutes lost since the commencement of the match.
- 10.2.4 Appendix D should be used to calculate the number of overs to be deducted for every full 3.5 minutes lost

- 10.2.5 In their calculations, the umpires shall aggregate all interruptions for inclement weather and shall count all fractions of overs as completed overs.
- 10.2.6 Should subsequent interruptions reduce the number of overs to be received by the team batting second the match must be completed unless both captains agree that their sides cannot obtain a result or further draw, batting or bowling points. If inclement weather prevents completion of the scheduled overs the match shall be deemed to be abandoned.
- 10.2.7 If the second innings is interrupted, play may not recommence until a revised target for the draw points calculation has been agreed between umpires, scorers and captains.
- 10.2.8 If play is suspended during an over, then when the remaining number of overs is calculated before resumption of play, any balls not bowled in the uncompleted over shall be added to the new number of overs.
- 10.3 Lower Divisions (2, 3, 4, 5, 6 and Reserve Divisions 2 and 3)**
 - 10.3.1 No match shall start later than 3 hours after the official starting time.
 - 10.3.2 In the event of interruption by weather, light or other unforeseen circumstances amounting to 30 minutes or more after the scheduled starting time, play shall cease on the completion of at least 20 overs in the final hour of play (accepting that play will continue until the end of that hour, as per the Laws of Cricket), commencing at 7.00 p.m. (6.30 p.m. on or after the third Saturday in August), or on the completion of the number of overs that constitute that particular match.
 - 10.3.3 If a further interruption of play occurs during the final 20 overs, the number of overs will be reduced by one over for every full three minutes lost. Play will continue until the completion of the reduced number of overs, or 8.00 p.m. (7.30 p.m. on or after the third Saturday in August), whichever shall be the later.
 - 10.3.4 If the teams are off the field of play at the scheduled closing times detailed above, play shall be abandoned.
 - 10.3.5 If the side batting second does not receive as many overs as the side batting first without achieving a result then the game shall be deemed to be abandoned and points will be awarded accordingly.

11. GROUND, WEATHER AND LIGHT

- 11.1 After the toss has been made, the umpires shall be the sole arbiters of ground, weather and light conditions and are instructed that play shall not start, restart or proceed until the rain has stopped, unless both captains agree to start, unless it is dangerous to do so. When only one non playing umpire is provided, he will be the sole arbiter as above.

12. UMPIRES

Premier Division

- 12.1 An umpire may be required to satisfy the League Management Committee as to his competence either on appointment or at any time thereafter; panel umpires shall be L1 ECB ACO members.
- 12.2 An umpires panel is provided for the Premier Division by the Shropshire Association of Cricket Officials.
- 12.3 Each umpire will receive a match expenses fee of 80% of the BDPCL amount from the home team who must pay the umpires before the toss takes place. It is also payable when no play is possible if the umpires are in attendance.
- 12.4 In the event of an umpire standing alone, he will umpire at the bowler's end throughout and be entitled to receive one and a half of the match expenses fee.
- 12.5 Panel umpires are responsible for noting the times and duration of play and calculating the over rate which must be stated on the Match Result Sheet and post it first class to the League Results Co-ordinator.

- 12.6 Captains are required to complete an Umpire's Performance Report and e-mail it to the Umpire's Secretary, to arrive not later than the Thursday following the match (see Rule 27.1).

Divisions One, Two, Three, Four, Five, Six and Reserve Divisions One, Two and Three

- 12.7 Teams in all divisions shall endeavour to provide an umpire and a scorer in all League games. Division One clubs may request a panel umpire for the season and will pay the match expenses fee direct to the umpire before the toss is made. If the panel umpire is standing alone, he is entitled to receive one and a half of the match expenses fee divided equally between both teams.
- 12.8 A suitably qualified umpire is one who has either passed the ECBACO Level 1 Exam or has obtained a certificate from the League following attendance at the League's own courses.
- 12.9 Clubs must register their umpires with the Umpire's Secretary before the start of the season.
- 12.10 In **Divisions 2, 3, 4 and Reserve 2**, 1 point will be awarded to a team in every match where it provides a suitably qualified and registered umpire for the whole match (see rule 26).
- 12.11 If one side provides an umpire and the other does not, that one umpire shall be the official umpire for the match and shall stand at the bowler's end throughout the match.
- 12.12 Captains will be required to assess the umpire's performance as indicated on the scorecard. Umpires are encouraged to comment to the Results Co-ordinator on the conduct of teams and captains.

13. SCORERS

- 13.1 Teams in all divisions shall endeavour to provide a scorer in all League games.
- 13.2 Sheltered, weatherproof facilities must be provided for scorers, e.g. provision of a gazebo or similar, where no other covered accommodation is available. The League reserves the right to impose any appropriate penalty if this requirement is not met.
- 13.3 **Premier Division only:** Two people must be in the score box or equivalent during the duration of the game. If this instruction is not followed, umpires may halt the game until such time as two people are in attendance in the score box or equivalent.
- 13.4 The umpires shall ensure that the scorers sit together in close proximity to the scoreboard ensuring that overs, runs and wickets are correctly recorded and adequately displayed at the end of each over.
- 13.5 Immediately upon the conclusion of each innings the captains, scorers and umpires shall agree the accuracy of the recorded scores. The umpires' decision shall be final.

14. THE BALL

- 14.1 In all Divisions, two new balls, specified by and purchased through the League, shall be used in each game. The **home** team shall provide **both** balls.
- 14.2 Home clubs must ensure that a selection of at least 6 suitable spare balls of varying ages and use are available to the umpires prior to the start of the match.
- 14.3 If the home team fails to provide two new balls for the start of the match, it shall forfeit the toss. The team claiming the toss will be deemed to have won the toss and points will be allocated according to the playing regulations. If the side claiming the toss elects to field, the match will be delayed until the new balls arrive. If the side claiming the toss elects to bat the match will start at the scheduled time and the fielding side will bowl with used balls throughout the innings.
- 14.4 The cost of balls shall be notified to member clubs and payment shall be made to the Treasurer by the due date (see also Rule 14.5).
- 14.5 If a team is withdrawn from SCCL after its allocation of balls has been ordered or purchased by SCCL that club shall be liable to reimburse SCCL for the cost of same.

- 14.6 Balls, Handbooks, Teamsheets, etc., will be available for collection at the pre-season Captain's Meeting. Any club not attending that meeting may be penalised at the Committee's discretion.

15. NEW BATSMAN

- 15.1 The incoming batsman must pass the outgoing batsman, before the latter leaves the field of play.

16. SIGHTSCREENS

- 16.1 Sightscreens shall be operational in all matches and will be moved by the batting side to accommodate left and right handed batsman batting together.

17. RESTRICTION ON PLACEMENT OF FIELDERS

- 17.1 At the instant of delivery a minimum of four fielders plus the wicket-keeper and bowler must be within an area bounded by two semi-circles centred on each middle stump, each with a radius of thirty yards and joined by a parallel line on each side of the pitch. In the event of an infringement the striker's end umpire shall call and signal "No Ball".
- 17.2 The fielding circles may be marked by white painted dots at five yard intervals, or preferably by white plastic or rubber discs, not metal, measuring approximately seven inches in diameter.
- 17.3 In the event of the striker's end umpire failing to call and signal "No Ball" when the fielding restrictions have been breached or when Law 41.5 has been breached, immediately the ball becomes "dead", the striker may draw the matter to the attention of the umpire. If the striker's end umpire is able to verify the breach he shall call and signal "No Ball". If the striker's end umpire is unable to verify the breach, he shall confirm that the events of the delivery shall be unchanged.
- 17.4 **Fielding Regulations** – For reference, the ECB Fielding Regulations (applicable to all cricket in England and Wales) are as follows:
- (i) No player in the Under 15 age group or younger shall be allowed to field closer than 8 yards (7.3 metres) from the middle stump, except behind the wicket on the off side, until the batsman has played at the ball.
 - (ii) For players in the Under 13 age group and below the distance is 11 yards (10 metres).
 - (iii) These minimum distances apply even if the player is wearing a helmet. Should a player in these age groups come within the restricted distance the umpire must stop the game immediately and instruct the fielder to move back.
 - (iv) Any player in the Under 16 to Under 18 age groups, who has not reached the age of 18, must wear a helmet and, for boys, an abdominal protector (box) when fielding within 6 yards (5.5 metres) of the bat, except behind the wicket on the off side. Players should wear appropriate protective equipment whenever they are fielding in a position where they feel at risk.

18. PROTECTIVE HELMETS

- 18.1 All batsmen, close fielders and wicket-keepers standing up to the stumps, under the age of 18 on the last day of August, in the year preceding the current season, must wear protective helmets. ECB has directed that parental consent forms will not override this requirement.

19. E.C.B. FAST BOWLING DIRECTIVES

- 19.1 It is the responsibility of the Captain to inform the umpires, prior to the commencement of the match, of the names and relevant age group of any player under the age of 19 as at midnight on 31st August of the preceding year.

- 19.2 Captains are expected to ensure that any fast bowler who falls within the under 19 age group and younger does not exceed the ECB Directives for maximum overs per spell, maximum overs per day and minimum rest periods between spells. If the circumstances of the match result in a situation where the available overs per day are bowled in more than the maximum number of spells it is essential that the maximum overs per spell and minimum rest period Directives are strictly followed.
- 19.3 In these circumstances, should the Captain refuse to withdraw the bowler, the umpire will inform the Captain that he will be in breach of the ECB Directives and therefore (a) he will personally assume full responsibility for this action including transfer of all legal liabilities to him from the umpires and (b) both Captain and bowler will be reported to the league.
- 19.4 On receiving such a report, the league will advise the County Board of the breach and may impose sanctions against the Club, Captain or bowler, which may include suspension and/or deduction of points.
- 19.5 The definition of a fast bowler, as one to whom the wicket-keeper in normal circumstances would stand back to take the ball, should be interpreted according to the age group of the bowler – for example, if the bowler is under 17 would it be reasonable to expect an under 17 wicket-keeper to stand up? If Captains have any doubt as to whether a young fast bowler is covered by the Directives they should consult the County Coach for the relevant age group guidance.
- 19.6 All Club Captains and Coaches must be made aware of this procedure.

20. BOWLING REGULATIONS

20.1 Over Rate – Premier Division only

- 20.1.1 Overs are required to be bowled at a minimum of **17 overs per hour** in each match. **Note:** Allowances will be made for unavoidable breaks in play which are of duration of three minutes or more and confirmed to the fielding captain and the batsman at the wicket at the time of delay. Breaks of less than three minutes are to be ignored and no allowance made.
- 20.1.2 Three minutes will be allowed for each drinks interval, plus two minutes for each wicket that falls in an innings, up to and including the fall of the 9th wicket. There will be no allowance for the 10th wicket that falls, in either innings, or for any wicket taken, immediately before a declaration.
- 20.1.3 The captain of the fielding side is solely responsible for the over rate. However it is within the spirit of the game for umpires to inform the captains during the match that they are behind the over rate.
- 20.1.4 Time allowance will not be subject to retrospective negotiation. The umpire's decision will be final and there will be no right of appeal.
- 20.1.5 In the event of the fielding side failing to achieve an average of 17 overs per hour, the umpires shall advise the captain that they will be notifying the Results Co-ordinator via the umpires report completed at the conclusion of the match.
- 20.1.6 There will be no penalty for slow over rates in any innings that lasts less than 30 overs.

20.2 Bowler's Restrictions – Premier, One and Reserve One Divisions

- 20.2.1 No Bowler may bowl more than **30%** of the available overs in any innings up to a maximum of **15** overs per bowler.
- 20.2.2 In the event of the start of a game being delayed due to bad weather, no bowler may bowl more than 30% of the revised number of overs agreed for each side, e.g. in a game reduced to 60 overs, no bowler would be allowed to bowl more than 9 overs.
- 20.2.3 If on resumption, in the second innings, a bowler has already exceeded the new maximum number of overs, he shall not be allowed to bowl again, other than to complete an unfinished over. Prior to the resumption, the umpires shall advise captains and scorers of the maximum number of overs available per bowler (tables for the guidance of umpires as shown in Appendix E).

20.3 Divisions (Two, Three, Four, Five, Six and Reserve Divisions Two and Three)

20.3.1 In these Divisions, teams must use at least **five** bowlers in their allotted overs, all of whom must bowl a minimum of **four** overs each; alternatively, the overs of any bowler may be shared with a 6th, 7th or 8th bowler, provided that the aggregate of overs bowled by these players is at least 4. Irrespective of the number of overs agreed by the captains and the ECB Fast Bowling Directive for U19s, no bowler may bowl more than **15 overs**.

21. NO BALL

21.1 If, after pitching, a ball passes or would have passed over shoulder height of the striker standing upright at the crease, the umpire at the bowler's end shall indicate to the bowler and the striker that he is allowed only one such ball per batsman per over. If the bowler repeats the action, the umpire shall call and signal "No Ball" and invoke the procedure as laid down in Law 42.7. In addition any ball after pitching which passes or would have passed over the head of the batsman standing upright at the crease, the umpire shall call and signal "No Ball".

21.2 Any high full pitched ball (regardless of its pace) which passes or would have passed over waist height of the striker, standing upright at the crease, shall be called and signalled "No Ball" by the umpire at the bowler's end. In addition, if this high, full pitched ball is fast, it shall be deemed dangerous and unfair and the umpire at the bowler's end, in addition to the call and signal of "No Ball" will adopt the procedures of Law 42.7. If the umpire considers that a high full pitch, which is deemed to be dangerous and unfair as defined in Law 42.6(b) was deliberately bowled, then the caution and warning prescribed in Law 42.7(c) shall be dispensed with. The umpire shall call and signal "No Ball", direct the captain, when the ball is dead, to take the bowler off forthwith and complete the procedure laid down in Law 42.7(c)

21.3 Law 24.6 is replaced by:

The umpire at the bowler's end shall call and signal "No Ball" if a ball which he considers to have been delivered without having previously touched bat or person of the striker

Either (i) bounces more than ONCE before it reaches the popping crease

Or (ii) rolls along the ground before it reaches the popping crease.

22. WIDE BALL

The following criteria should be adopted as a guide to umpires –

22.1 If in the umpire's opinion the ball passes either side of the wicket, sufficiently wide to make it virtually impossible for the striker to play a "normal cricket stroke" – both from where he is standing and where he should normally be standing at the crease, the bowler's end umpire shall call and signal "Wide Ball". On the leg side, a ball landing clearly outside the line of leg stump, going further away and passing outside the batsman shall be called and signalled "Wide Ball".

22.2 **In Premier, One and Reserve One Division matches**, umpires are instructed to apply a strict and consistent interpretation of the law covering "Wide Ball" in order to prevent negative bowling, especially down the leg side. The one day wide regulations should be brought into use for bowlers bowling persistently down the leg side. The bowler's end umpire must inform the fielding captain, the bowler, the batsmen, and his colleague before this is invoked.

22.3 As a guideline to the umpires for the calling of wide on the off side, clubs should expand pitch markings to include lines 17" inside either return crease at each end of the pitch (see diagram p 53). The usual wide ball criteria will apply – i.e. wide ball should not be called if the ball makes contact with the striker's bat or person outside the 17" mark.

23. PENALTY RUNS

- 23.1 In the Lower Divisions (Two, Three, Four, Five, Six and Reserve Divisions Two and Three), penalty runs (as defined in Law 42) will not be awarded, except those accruing from:-
- No balls and wides;
 - Ball striking protective helmet belonging to the fielding side whilst it is on the ground within the field of play (Law 41.3);
 - Unfair fielding of the ball (Law 41.2).

24. CALL OF LAST OVER

- 24.1 Before the first ball of the last over of each innings, the umpire shall call "last over" clearly so that both sides understand.

25. TEAS

- 25.1 The home team shall provide teas for the away side, umpires and scorers free of charge.
- 25.2 A separate table must be provided for the match officials.

26. ALLOCATION OF POINTS –

Win: **24 points** except that a team winning the toss and electing to bat second will gain **20 points [plus]**, in both cases, Umpires bonus points, where applicable – see below].

Lose: Bonus points only.

Draw: Bonus points for both sides, *plus* 10 points divided between the teams as follows (points for side batting first are shown first):-

- 5–5** If the number of runs scored in both innings is the same
- 6–4** If 90% or more of the first innings total is scored
- 7–3** If 80% but less than 90% of the first innings total is scored
- 8–2** If 70% but less than 80% of the first innings total is scored
- 9–1** If 60% but less than 70% of the first innings total is scored
- 10–0** If less than 60% of the first innings total is scored.

Bowling bonus points: **1 point** for every 2 wickets taken (2, 4, 6, 8 and 10) – but see Rules 26.1 and 26.2 below.

Batting bonus points: **1 point** for reaching 125, 150, 175, 200 and 225 runs.

Umpire bonus points: **1 point** for teams (in Divisions 2, 3, 4 and Reserve 2 only) providing a suitably qualified and registered umpire – see Rule 12.10.

Not Started: **5 points** to each side.

Abandoned: **5 points** to each side *plus* bonus points *including* Umpire bonus points (Note: Umpires bonus points will only be available if a minimum of 10 overs is played).

Incomplete Match (Premier, One & Reserve One only): Draw points as set out below, *plus* bonus points but *excluding* abandonment points.

Following an interruption in play of more than 30 minutes, if the side batting second would be entitled to receive fewer overs than the side batting first, and an outright win is not achieved, the allocation of draw points will be decided by calculating a revised target score as follows, **subject to at least 20 overs remaining:**

- calculate the average run rate (to 2 decimal places) of the team batting first by dividing its total score by the number of overs received (or would have received had it not been dismissed). When the team batting first declares its innings closed, only the number of overs received, rounded up to the complete over, must be used in the calculation.
- multiply the average run rate by number of overs to be received by the side batting second. Then **increase this total by 20%**. This will be the **Target Score**.
- The allocation of draw points compares the score achieved by the side batting second to the target score and is divided between first and second innings as follows (points for side batting first are shown first):-

- 0–10 If 140% or more of the Target Score is scored
- 1–9 If 130% or more of the Target Score is scored
- 2–8 If 120% or more of the Target Score is scored
- 3–7 If 110% or more of the Target Score is scored
- 4–6 If more than 100% of the Target Score is scored
- 5–5 If the runs scored are the same as the Target Score
- 6–4 If 90% or more of the Target Score is scored
- 7–3 If 80% but less than 90% of the Target Score is scored
- 8–2 If 70% but less than 80% of the Target Score is scored
- 9–1 If 60% but less than 70% of the Target Score is scored
- 10–0 If less than 60% of the Target Score is scored.

- Once the run rate has been calculated it shall remain as the run rate even though a later interruption may further reduce the number of overs that the side batting second may receive – see example 2 below.
- In all situations, except stopping for inclement weather, matches should continue until the scheduled number of overs has been received by the side batting second, unless both captains agree that their sides cannot obtain a result or further batting, bowling or Target Score points.
- The Target Score is only used when an outright win has not been achieved (there may be matches where the calculated Target Score is more than the score of the side batting first).
- If the number of overs available to the side batting second is less than 20, no Target Score points are available. The match should continue to a conclusion, mindful that only batting and bowling bonus points could be available, together with abandonment points (unless of course one of the teams achieves an outright win).

EXAMPLES

- 1 1st innings score [Team A]: 222 for 7 (50 overs)
 2nd innings [Team B] reduced to 35 overs
 $222 \div 50 \text{ overs} = 4.44 \text{ runs per over}$
 $35 \text{ overs} \times 4.44 = 155.4 + 20\% = 186.48$
 Therefore Target Score for awarding draw points calculation only is 187 unless overs are lost during the second innings (see Example 2) when a recalculation is required.
If Team B's response is 190 for 7 (in 35 overs), (representing 101.6% of the Target Score – i.e. Target Score points are 4–6 in their favour), the points are calculated as follows:
 Team A: 4 (batting) + 3 (bowling) + 4 (target draw) = 11 points
 Team B: 3 + 3 + 6 = 12 points

- 2 (a) 1st innings score [Team C]: 207 for 9 (45 overs – match reduced to 90 overs)
 2nd innings [Team D] reduced to 35 overs
 $207 \div 45 \text{ overs} = 4.60 \text{ runs per over}$
 $35 \text{ overs} \times 4.6 = 161 + 20\% = 193.2$
 Therefore Target Score for awarding draw points calculation only is 194.

- (b) Interruption of 20 minutes during the second innings – Further 5 overs are lost (Appendix D)
 Revised target for awarding draw points calculation only is:
 $30 \text{ overs} (35-5) \times 4.6 = 138 + 20\% = 165.6$
 Therefore Target Score for awarding draw points calculation only is 166.
If Team D score 183 for 8 (30), this represents 110.2% of the revised Target so Target Score points are 3–7:
 Team C: 4 + 4 + 3 = 11 points
 Team D: 3 + 4 + 7 = 14 points

- (c) Further interruption of 14 minutes – Further 4 overs are lost (Appendix D)

Revised target for awarding draw points calculation only becomes 144 from 26 overs ($4.6 \times 26 = 119.6 + 20\% = 143.5$)

If Team D score 140 for 8, Target Score points (97%) are 6–4:

Team C: $4 + 4 + 6 = 14$ points

Team D: $1 + 4 + 4 = 9$ points

- (d) Further interruption of 25 minutes meaning that a further 7 overs are lost (Appendix D)

No Target Score – fewer than 20 overs remain.

Teams play for Bonus Points + Abandonment Points (or an outright result)

If Team D scored 120 for 5, only bonus + abandonment points are available:

Team C: $4 + 2 + 5 = 11$ points

Team D: $0 + 4 + 5 = 9$ points.

- 3** 1st innings score [Team E]: 190 all out in 46.2 overs (50 over innings)

2nd innings [Team F] reduced to 32 overs

$190 \div 50 \text{ overs} = 3.8$ runs per over

$32 \text{ overs} \times 3.8 = 121.6 + 20\% = 145.92$

Therefore Target Score for awarding draw points calculation only is 146 unless overs are lost in the second innings (see Example 2) when a recalculation is required.

If Team F score 140 for 7 (32), this represents 95.9% of the Target Score (6–4):

Team E: $3 + 3 + 6 = 12$ points

Team F: $1 + 5 + 4 = 10$ points

- 4** 1st innings score [Team G]: 247 for 6 declared after 45.2 overs (50 overs innings)

2nd innings [Team H] reduced to 33 overs

$247 \div 46 \text{ overs} = 5.37$ runs per over

$33 \text{ overs} \times 5.37 = 177.21 + 20\% = 212.65$

Therefore Target Score for awarding Target Score points calculation only is 213, unless overs are lost in the second innings (see Example 2) when a recalculation is required.

If Team H score 148 for 5 (33), this represents 69.5% of the Target Score, so:

Team G: $5 + 2 + 9 = 16$ points

Team H: $1 + 3 + 1 = 5$ points

26.1 In the event of a declaration or, if a side is still batting at the end of its allotted overs, only wickets taken shall count towards the number of bowling bonus points awarded.

26.2 If the innings ends because a side is all out, the fielding side shall be awarded maximum bowling points.

27. POINTS DEDUCTION – Premier Division only

27.1 Umpires Performance Reports – Failure to send umpire performance reports to arrive by the prescribed date will result in a three point penalty deduction for each and every occasion.

27.2 Scorers – Teams will lose one point in each match if they fail to provide an official competent scorer (not a player) throughout the duration of the match.

27.3 Over Rate – The minimum over rate to be achieved by both sides in each match will be 17 overs per hour and the following penalty points deduction shall apply if this is not achieved:

1st occasion during the season – warning from Results Secretary.

2nd occasion during the season – 1 point deduction

3rd occasion during the season – 2 points deduction
4th occasion during the season – 3 points deduction
5th and subsequent occasions – a further 1 point deduction each time

28. NOTIFICATION OF RESULTS

Premier Division Matches

- 28.1 It shall be the responsibility of the **Match Umpires**, in Premier Division matches, to telephone the scores of matches, along with the relevant details, as soon as possible on Saturday evenings, to the **Results Co-ordinator (01952 275914)** – an answering service will be available to receive your call.
- 28.2 Premier Division Result Sheets **must be signed by both captains and match officials** at the end of matches and handed to the Match Umpires, who will then post them First Class to the Results Co-ordinator.

All Divisions

- 28.3 All home teams shall enter a full scorecard on their Play Cricket website within 48 hours of the completion of the game. Failure to do so will result in the **home team receiving a 2 point deduction**.
- 28.4 It is the home club's responsibility to complete a full match result sheet (including all players' names as they appear on league registration) and, except for the Premier Division, post it First Class on Monday following the match to the **Results Co-ordinator**. Failure to do so will result in the **home team being deducted 2 points for each offence**.
- 28.5 Clubs shall make every effort to email the result of their game to the media in time for publication and in any event within 24 hours of the end of the game.

29. LEAGUE POSITIONAL PLACINGS

- 29.1 Teams will be ranked in a league table according to the number of points awarded.
- 29.2 In the event of two or more sides finishing equal on points with each other, then in order to ascertain their respective finishing positions in the respective divisions, both generally and for the purposes of promotion and relegation, the position shall be determined in the following manner:
- (i) Most points gained by the teams in matches played between them during the season
 - (ii) The highest number of wins as a percentage of completed matches
 - (iii) The lowest number of defeats as a percentage of completed matches
 - (iv) The highest number of wickets taken in the season.
 - (v) The highest number of runs scored in the season.

30. PROMOTION AND RELEGATION

- 30.1 Twelve sides will compete in all divisions except the fulcrum Division Six, which may contain more or fewer to accommodate new entrants (subject to basic criteria and Management approval).
- 30.2 All divisions will look to operate a two-up two-down promotion and relegation system, although from time to time, more or fewer clubs may be promoted or relegated at the Management Committee's discretion. To be eligible for promotion from Division Six (into Division Five and Reserve Three), teams must finish in the top four, again subject to the Management Committee's decision.
- 30.3 Toilets, running water and a fully-stocked up-to-date first-aid box (accessible and clearly signposted) must be provided at all grounds, and from the 2015 season all grounds must provide both male and female toilets.
- 30.4 SCCL reserves the right to withhold promotion from any team if its pitch and facilities (including toilets and running water) are not up to the required standard – see also Constitution Clause 3(h). The Committee will give due consideration to any assurances that facilities will be upgraded during the close season.
- 30.5 Any team that fails to fulfil any undertakings given, may be liable to points penalty(ies), at the discretion of the Management Committee.

Premier Division only

30.6 Premier Division Clubs must have received Clubmark Accreditation from ECB by 31st October prior to the season, by production of the Clubmark Certificate and retain it from that date onwards.

30.7 Declaration of Intent

30.7.1 Prior to the last 6 games of the season, the leading clubs in the Premier Division at that point, will be required to sign a Declaration of Intent confirming that the club will apply for entry to the BDPCL in the event that the club becomes Champions.

30.7.2 Any club that fails to sign and return the document to the SCCL Secretary by 31st August, will have sufficient points deducted by the SCCL Management Committee upon completion of the final round of fixtures, to ensure that the club does not finish the season in first place. This will also automatically apply to any club in contention for the title, who do not fully comply with the provisions of the BDPCL Club Accreditation Document.

30.7.3 Should a club that has properly signed and returned the Declaration of Intent confirming that it will accept an invitation to join the BDPCL, subsequently inform the SCCL Secretary that it is no longer able to accept the invitation, such a retraction will be regarded as a serious breach of trust by the SCCL, and will result in the imposition of a substantial financial penalty at the league's discretion together with a significant points deduction at the start of the following season.

Notes 1. It will be in the best interests of all Premier Division clubs, to fully consider this issue in good time so that they are in a position to sign and return the Declaration of Intent by the deadline of 31st August.

2. Clubs are advised that it is the League's intention to require all clubs in the Premier Division to meet the standards required by BDPCL in the playing season of 2015. Clubs failing to meet these standards may be relegated.

30.8 Other divisions

30.8.1 The League will inspect the grounds of all clubs seeking promotion to the Premier Division with a view to giving instructions or guidance as to what is needed to ensure promotion for the following season.

30.8.2 Prerequisites for divisional membership:

- **Division One** – 1st XIs only and no 3rd XIs.
- **Division Two** – 1st XIs (with at least a 2nd XI) and 3rd XIs (with at least a 4th XI).
- **Divisions Three, Four, Five** – All 1st, singleton, 3rd and 5th XIs. Singleton clubs and 3rd XIs without a 4th XI are not eligible above Division Three.
- **Reserve Divisions One, Two, Three** – 2nd and 4th XIs.
- **Division Six** – No restrictions.

30.8.3 For Divisions 2–6, a leeway until 2015 will be allowed to implement any future criteria decisions for any pre-existing teams in these divisions.

30.8.4 No team will be promoted to Division Two unless it has, or gives an undertaking to have by the start of the season: a roller, covers, sightscreens (except in exceptional circumstances) and changing facilities, including showers.

30.8.5 No team will be promoted to Division Three unless it normally schedules its home matches on a grass pitch.

30.8.6 The League may, at its discretion, give pre-existing teams in Divisions 2–6 leeway until 2015 to implement the criteria in 30.8.2.

31. DISPUTES, PROTESTS AND DISCIPLINE

In all cases involving Disputes, Protests and Discipline, SCCL will be mindful of the ECB Guidelines concerning:

- The right to a fair hearing
- Prior notice of the hearing

- Opportunity to be heard
- Avoidance of bias

N.B. Complaints about bad behaviour are dealt with in Section 32. Complaints about breaches of rules will be dealt with by the Disciplinary Sub-Committee as a “Protest” and treated as such.

Disputes and Protests/Complaints

- 31.1 Any protest shall be lodged with (i) the League Secretary, (ii) the Chair of the Disciplinary Sub-Committee and (iii) the Secretary of the club against whom the protest/complaint is made, by the Club Secretary (or other authorised club official), in writing, within five days of the alleged breach. N.B. If this is done electronically, the protest must be in the form of an attachment.
- 31.2 The protest **must** be accompanied by a fee of £20. No fee will be required for complaints of discipline or bad behaviour.
- 31.3 Only clubs **directly** affected by the alleged breach shall have the right to lodge a protest.
- 31.4 When making a protest, clubs shall state under which rule the protest is being made.
- 31.5 The Sub-Committee will normally hear the protest at its regular meeting. However, an earlier date may be arranged at the discretion of the Sub-Committee Chair. In all cases, SCCL will give at least seven days notice of the hearing.
- 31.6 The Sub-Committee may, at its discretion, require officials and/or players from all clubs involved in the dispute to attend the hearing of that protest or dispute. Umpires may also be invited.
- 31.7 The Sub-Committee may, at its discretion, impose fines against clubs, ban players or award or deduct points.
- 31.8 The Sub-Committee’s decision shall be conveyed by letter, or if previously agreed, by email, to all parties within seven days of the hearing.
- 31.9 Any protest which arises from interpretation of the Laws of Cricket may be referred to the appropriate national body for settlement and their decision shall be final; on all other matters SCCL shall be the final arbiter.

32. DISCIPLINE AND PLAYER BEHAVIOUR – REGULATIONS AND PROCEDURES

Aims and Jurisdiction

- 32.1 These regulations shall apply to any player who plays for any club, at any level, under the auspices of SCCL and they are intended to provide assistance and uniformity to all Clubs in dealing with any alleged breach of “The Spirit of Cricket” and Disciplinary Rules.
- 32.2 Any alleged breach must be reported to (i) the League Secretary, (ii) the Chair of the Disciplinary Sub-Committee and (iii) the Secretary of the Club against whom the alleged breach occurred, by the Panel Umpire, Club Secretary (or other authorised Club Official), in writing, within five days of the alleged offence. All correspondence relating to the report should also be received within five days and will be made available to both parties. Failure to meet this deadline may result in a complaint being ruled “out of time”. The allegation will be investigated by the Disciplinary Sub Committee (**DSC**) and, if proven, the appropriate penalty as outlined in Para. 32.9–32.17 (Penalties) will be applied. **N.B. If the report is from a Panel Umpire in a Premier Division match the penalty for Level 1 and 2 offences will automatically be applied.**

Introduction to Disciplinary Procedures

- 32.3 Discipline at cricket matches is an issue which SCCL takes very seriously. To this end, several stages have been built into the procedures which deal with discipline breaches. The aim is to simplify the procedure for minor offences, whilst providing full rights for all accused and wronged, in accordance with ECB Guidelines.

Three main stages are involved:

- a. **Before the start of each season, the League's Constitution requires each member club to sign a declaration to comply with the League's Rules and Playing Conditions and the Laws of Cricket. Every player registered to play in the League explicitly acknowledges, by virtue of his registration, the Constitution of the League and its procedures and undertakes to be bound by them.**
- b. All breaches of discipline will be dealt with by the DSC. All reports by Panel Umpires in Premier Division matches of Level 1 and 2 breaches will result in automatic bans being imposed as outlined in Para. 32.10. Reports by non-panel umpires or a Club Secretary/Official of Level 1 and 2 breaches will be dealt with by the DSC under the same code, **but may be subject to a disciplinary hearing, with club/witness representation, as for Level 3 & 4 breaches.**
- c. For Level 3 and Level 4 breaches, the League will call a Disciplinary Hearing, within 10 days of the alleged offence, whether reported by the umpires or another club or individual. This hearing will be subject to formal reports by the accusers, the accused and the umpires and will be heard before three committee members with advisors present, if considered necessary. Clubs and individuals may be present and represented. They may, also, call witnesses. Decisions made at the hearing may be subject to appeals and will follow ECB guidelines.

Breaches of Discipline

- 32.4 Subject only to the proviso that further action may be taken pursuant to the implementation of the SCCL Disciplinary Rules, nothing contained in these regulations shall prejudice the right of the DSC to take appropriate disciplinary action against any person over whom it has jurisdiction.
- 32.5 All member clubs of SCCL have agreed to abide by the Disciplinary Rules and, in doing so, will not frivolously appeal against any sanction contained within the Rules.
- 32.6 SCCL is committed to maintaining the highest standards of behaviour and conduct of those subject to its jurisdiction. In pursuance of these standards, certain conduct, whether on or off the field of play, amounts to a breach of the League's Disciplinary Rules, the Laws of Cricket and/or the "Spirit of Cricket". These breaches have been categorised into 4 levels which are set out as follows:

Level 1

- a. time wasting by either the fielding side or the batting side
- b. abuse of the cricket ground, equipment or fixtures
- c. showing dissent at an umpire's decision by word or action
- d. using language that is obscene, offensive or insulting and/or making of an obscene gesture
- e. excessive appealing

Level 2

- a. showing serious dissent at an umpire's decision by word or action
- b. inappropriate and deliberate physical contact between players in the course of play
- c. charging or advancing towards an umpire in an aggressive manner when appealing
- d. deliberate and malicious distraction or obstruction on the field of play, regardless as to whether such conduct is deemed to be fair under Law 42.5
- e. throwing the ball at or near a player, umpire or official in an inappropriate and dangerous manner
- f. using language or gesture that is obscene or of a serious insulting nature to another player, umpire, team official or spectator
- g. changing the condition of the ball other than as permitted by Law 42.3
- h. the bowling of fast short pitched balls that result in the bowler being disallowed from bowling further in that innings
- i. causing avoidable damage to the pitch contrary to Laws 42.13 and/or 42.14 that results in a five run penalty being awarded

Level 3

- a. intimidating an umpire
- b. threatening to assault another player, team official or spectator
- c. using language or gesture that offend, insult, humiliate, intimidate, threaten, disparage or vilify another person on the basis of that person's race, religion, sexual orientation, colour, descent or national or ethnic origin
- d. the deliberate bowling of any high full-pitched ball contrary to Law 42.8

Level 4

- a. threatening an umpire
 - b. physical assault of another player, umpire, official or spectator
 - c. any act of violence on the field of play
 - d. using language or gesture that seriously offend, insult, humiliate, intimidate, threaten, disparage or vilify another person on the basis of that person's religion, sexual orientation, colour, descent or national or ethnic origin.
- 32.7. When dealing with breaches of discipline, SCCL will apply the ECB Guidelines on the Conduct of Hearings and Appeals and Sentencing. It should be noted that, if there is any conflict between the League's disciplinary procedures and the ECB Regulations and Guidelines, SCCL procedures will take precedence.
- 32.8 The Chairman of the **DSC** may, and within seven days of the reported incident, decide that sanctions other than those specified in Para.32.10 (Penalties) are appropriate and institute the full disciplinary complaints and appeals procedures. Any sanctions resulting from those procedures shall be in addition to those of the SCCL, and shall not be reduced.

Penalties

- 32.9 Warning and Reporting procedures for Panel Umpires officiating in the Premier Division are shown as Appendix B. Club captains, players and club officials should make themselves aware of these procedures.
- 32.10 The following is a guide to the penalties recommended for each level of breaches of discipline:–
1. Level 1 – Suspension for 2 to 6 matches
 2. Level 2 – Suspension for 2 to 8 matches
 3. Level 3 – Suspension for 4 to 10 matches
 4. Level 4 – Suspension for a minimum of 10 matches
- 32.11 The DSC and Appeals Panel will take the following into account when considering the suspension to impose:–
- a. If the player has pleaded guilty
 - b. The player's previous discipline record
 - c. If the player is also the Captain
 - d. The conduct of the player subsequent to him being warned and told that he will be reported
- 32.12 **Players found guilty of breaches of discipline more than once in a season may, at the discretion of the DSC, be suspended for periods in excess of the recommended levels shown in 32.10.**
- 32.13 Captains who fail to control their players, after being requested to do so by the umpires, or after cautions/warnings have been given to one or more of their players, may be given a warning and/or a suspension by the DSC.
- 32.14 Where the same player of a club is reported on more than one occasion, by a Panel Umpire or a Club Official and found guilty by DSC, that club shall have five (5) league points deducted from each team playing in the SCCL, on the second, and each subsequent occasion, the player is disciplined.
- 32.15 Any individual club having three (3) or more players reported in any one season shall have ten (10) league points deducted from each team, in addition to deductions made under 32.14 above.
- 32.16 Suspensions will be carried over to the following season, if applicable. Suspensions apply to all cricket played under the auspices of the ECB for the period of the suspension.

- 32.17 Clubs are reminded that they have a responsibility to uphold high standards of behaviour and should have in place their own code of conduct and disciplinary procedures. Clubs are encouraged to take their own action where appropriate and there is nothing in SCCL's Rules preventing or discouraging clubs from applying additional or stronger sanctions against offenders, whether or not they are subject of a report.

33. APPEALS

In all cases involving Appeals, SCCL will be mindful of the ECB Guidelines concerning:

- Right of attendance, representation and calling of witnesses
- Basis of the Appeal
- The form of the Appeal, i.e. it should be a complete re-hearing
- The constitution of the Appeal Panel

- 33.1 A club may appeal against any decision of SCCL under the provisions of Rule 32; such appeal will be heard by the Appeals Sub-Committee as constituted by the Management Committee.
- 33.2 Any appeal shall be lodged with (i) the League Secretary, (ii) the Chair of the Appeals Sub-Committee, and (iii) any other parties involved in the original dispute, by the Club Secretary (or other authorised club official) in writing within 14 days of SCCL's decision being notified to them, stating the reasons for the appeal in full.
- 33.3 The appeal shall be accompanied by a fee of £75 as a contribution towards the costs of the appeal. The Appeals Sub-Committee may at its discretion retain or refund all or part of the fee.
- 33.4 The Appeals Sub-Committee (referred to as the Sub-Committee throughout this section) will hear the appeal within 14 days of it being received by SCCL. SCCL will give clubs at least seven days notice of the hearing.
- 33.5 Clubs or individuals involved in an appeal shall have the same rights of attendance and representation as they did at the first hearing.
- 33.6 The Sub-Committee is empowered to confirm or over-rule the Disciplinary Sub-Committee's decision and any penalties may be increased or decreased.
- 33.7 The decision of the Sub-Committee shall be conveyed in writing (or by email if previously agreed) to all parties involved in the appeal within seven days of the hearing.
- 33.8 Decisions by the Sub-Committee shall be final and binding on all parties involved and no further appeal shall be permitted.

34. FINES AND SURCHARGES

- 34.1 Any club which has not paid its subscription by the due date (see Rule 1) shall be liable to a surcharge of £5 per team for every month or part of a month that it is in arrears.
- 34.2 Any club which has not paid for its allocation of League balls by the due date (see Rule 4.4) shall be liable to a surcharge of £10 per team.
- 34.3 Any club which does not return a trophy by September 1st will be fined and/or points will be deducted. If a trophy is found to be damaged or requires cleaning when returned, the offending club will be invoiced with the cost of the renovation work or the cost of a replacement.
- 34.4 Any club which resigns or withdraws any of its teams from SCCL after the date specified in Clauses 3(g) and 3(h) of the Constitution is liable to be charged the full subscription for the coming season, plus any expenses incurred by SCCL on its behalf (see also Rule 14.5).
- 34.5 If a club fails to pay any fine or surcharge within 21 days of the due date, one point will be deducted from each of its teams playing in SCCL for each day that the fine remains unpaid thereafter.
- 34.6 In the event of any contravention of these **Rules and Playing Arrangements** the Management Committee and its constituent Sub-Committees shall have powers to award or deduct points, declare a match void and/or levy fines on any offending member club.

35. LEAGUE HANDBOOK

- 35.1 All clubs shall submit information about their club (Club Secretary name, address and telephone; Captain(s) and telephone; weekend contacts and, where appropriate, ground information) for inclusion in the new League Handbook.
- 35.2 The above information must be received by the Treasurer **not later than 13th March** prior to the start of the season. Failure to do so by this date will result in a maximum of 5 points (at the discretion of the Management Committee) being deducted from each team when the season starts.

APPENDIX A DEFINITIONS OF PLAYER CATEGORIES

CATEGORY 1

A player qualified to play for England under current ECB regulations.

CATEGORY 2 – CONTRACTED PLAYER

A player (capped or uncapped) qualified to play for England under the current ECB regulations and, currently, under contract to a First-Class County Club or MCC Young Cricketers. For the purposes of clarification, a contracted player is one who has a current full playing contract, a summer contract or a development contract, but not an academy contract (16 – 19 years).

CATEGORY 3 – OVERSEAS PLAYERS

An overseas player is one not qualified to play for England under current ECB regulations as per ECB Guidelines.

CATEGORY 3 (E) – OVERSEAS PLAYER (EXEMPT)

A player not qualified to play for England under the current ECB regulations, who is ordinarily resident in this country, and has been resident in this country for a period of 18 consecutive months, prior to the date of request for registration, and has not been out of the country for more than 35 days consecutively, or 70 days in total during the previous 18 months. Any remuneration received from playing cricket must not be the main source of his income.

The definition of “ordinarily resident” shall be in the absolute discretion of the body responsible for registration of the player in the relevant competition.

- a) Every exempted player must sign a declaration, as follows:
“I confirm that I have been resident in England and Wales for the past 18 months and, during that period, I have not been outside England and Wales for longer than 35 days consecutively, or 70 days in total. I also confirm that any payment that I receive for playing cricket is not my main source of income. I understand that the punishment for making a false declaration in this regard, will be severe and will most likely result in a lengthy ban which will apply to all forms of recreational cricket in England and Wales.”
(Note : England and Wales Includes the Channel Islands and the Isle of Man.)
- b) In the event of a player making a false declaration, the club will also be liable to disciplinary action if it has failed to carry out all reasonable checks on the player's documentary evidence. Clubs will, therefore, be expected to keep a record of all such checks.
- c) As there is a continuing need to verify that the criteria are met, clubs must re-register all exempted players each season, providing evidence of their continuous residence in this country, otherwise they will be deemed to be overseas players.
- d) If a Category 3 player (exempt) has unavoidably, due to personal reasons, had to leave England and Wales for longer than the permitted period, the Management Committee will consider such player's application for continued Category 3 (Exempt) status, and its decision will be final.
- e) A Player who has a home in England or Wales and has been granted “exempt” status, who subsequently accepts a temporary work assignment unconnected to cricket, in another country, may apply to re-instate his “exempt” status immediately on his return. Approval is at the discretion of the Management Committee and may not be automatic.

- f) A Student may be granted Category 3(exempt) status subject to production of documentary evidence that he/she is a full time student attending a three year course of study in a bona-fide education establishment.

APPENDIX B

BEHAVIOUR – UMPIRES’ ACTIONS AND PROCEDURES – PREMIER DIVISION

The SCCL relies on its Premier Division umpires to ensure that acceptable standards of behaviour are maintained. When this is not the case, e.g. verbal or physical abuse, or verbal or physical dissent, the umpires shall follow a procedure similar to those of Caution, Warning and Report contained in the Laws of Cricket as detailed below.

A) First Warning (Caution)

- 1 First caution the player as to his conduct and advise the player and his captain that it is a first warning and its possible consequences.
- 2 Advise colleague of this first warning.
- 3 At the earliest opportunity advise the opposition captain of this warning.
- 4 Report the warning on the Umpires’ Match Report if no further warning is given.

B) Further Warning (Final Warning and Report)

- 1 Warn the player as to his conduct and advise the player and his captain that a report will be submitted to the League Secretary and the Chair of the Disciplinary Sub-Committee for automatic disciplinary action.
- 2 At the earliest opportunity advise the opposition captain that a report will be submitted.
- 3 Before leaving the ground inform a senior official of the offending club that a report will be submitted.
- 4 Request your colleague to submit a separate report unless it is jointly signed before leaving the ground.
- 5 Advise the League Secretary and the Umpires’ Panel Coordinator by telephone within 24 hours that a report will be submitted.

The umpire might decide that a player’s conduct is such that the Caution is also a Final Warning as in B1, B2, B3, B4 and B5 above when the player shows aggravated verbal or physical dissent or abuse.

C) Penalties

- 1 Any player reported to the Disciplinary Sub-Committee under section B above shall be automatically suspended for a minimum of two league matches.
- 2 Where the same player of a club is reported on more than one occasion, that club shall have **five points** deducted from each team on the second and each subsequent occasion the player is the subject of a report, in addition to any penalty already applied by the League.
- 3 Any individual club having three or more players reported in any one season shall have **ten points** deducted from each team in addition to any penalty already applied by the League.
- 4 **Totting Up Procedure** – Any player who receives a first warning (caution) on three occasions during the same season shall, at the discretion of the Disciplinary Sub-Committee, be suspended for two matches.

APPENDIX C
**GUIDELINES FOR UMPIRES AND CAPTAINS FOR MATCHES WHICH ARE
 DELAYED AT THE START DUE TO POOR WEATHER CONDITIONS –
 PREMIER DIVISION, DIVISION ONE & RESERVE DIVISION ONE**

Minutes Lost	Overs Remaining	Minutes Lost	Overs Remaining
7	98	77	78
14	96	84	76
21	94	91	74
28	92	98	72
35	90	105	70
42	88	112	68
49	86	119	66
56	84	126	64
63	82	133	62
70	80	140	60

TEMPERTONS

Estate Agents, Chartered Surveyors and Letting Agents

www.tempertons.co.uk

14 HAZELDINE HOUSE, CENTRAL SQUARE

TELFORD TOWN CENTRE

(Tel: Telford 01952 201700)

71 MARKET STREET, OAKENGATES, TELFORD

(Tel: Telford 01952 612516)

25 HIGH STREET, NEWPORT, SHROPSHIRE

(Tel: Newport 01952 812519)

• Sales and Letting of Residential Properties •

• Free pre sales valuation •

• No sale no charge •

• Valuations and Surveys •

• Sales & Management of Commercial Properties •

Open 7 days a week

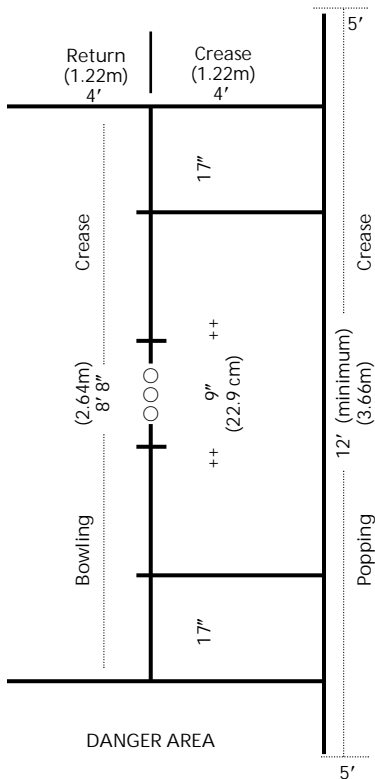
APPENDIX D
GUIDELINES FOR UMPIRES AND CAPTAINS FOR MATCHES WHERE A
RECALCULATION IS REQUIRED, AFTER MORE THAN 30 MINUTES PLAY
HAS BEEN LOST – PREMIER DIVISION, DIVISION ONE
& RESERVE DIVISION ONE

Minutes Lost	Overs Lost	Minutes Lost	Overs Lost
3½	1	91	26
7	2	94½	27
10½	3	98	28
14	4	101½	29
17½	5	105	30
21	6	108½	31
24½	7	112	32
28	8	115½	33
31½	9	119	34
35	10	122½	35
38½	11	126	36
42	12	129½	37
45½	13	133	38
49	14	136½	39
52½	15	140	40
56	16	143½	41
59½	17	147	42
63	18	150½	43
66½	19	154	44
70	20	157½	45
73½	21	161	46
77	22	164½	47
80½	23	168	48
84	24	171½	49
87½	25	175	50

APPENDIX E
GUIDELINES FOR UMPIRES TO CALCULATE THE MAXIMUM NUMBER OF
OVERS THAT A BOWLER IS PERMITTED TO BOWL –
PREMIER DIVISION, DIVISION ONE & RESERVE DIVISION ONE

Overs in an Innings	Max. Overs per Bowler	Overs in an Innings	Max. Overs per Bowler
50	$x 30\% = 15.0$ (15)	34	$x 30\% = 10.2$ (11)
49	$x 30\% = 14.7$ (15)	33	$x 30\% = 9.9$ (10)
48	$x 30\% = 14.4$ (15)	32	$x 30\% = 9.6$ (10)
47	$x 30\% = 14.1$ (15)	31	$x 30\% = 9.3$ (10)
46	$x 30\% = 13.8$ (14)	30	$x 30\% = 9.0$ (9)
45	$x 30\% = 13.5$ (14)	29	$x 30\% = 8.7$ (9)
44	$x 30\% = 13.2$ (14)	28	$x 30\% = 8.4$ (9)
43	$x 30\% = 12.9$ (13)	27	$x 30\% = 8.1$ (9)
42	$x 30\% = 12.6$ (13)	26	$x 30\% = 7.8$ (8)
41	$x 30\% = 12.3$ (13)	25	$x 30\% = 7.5$ (8)
40	$x 30\% = 12.0$ (12)	24	$x 30\% = 7.2$ (8)
39	$x 30\% = 11.7$ (12)	23	$x 30\% = 6.9$ (7)
38	$x 30\% = 11.4$ (12)	22	$x 30\% = 6.6$ (7)
37	$x 30\% = 11.1$ (12)	21	$x 30\% = 6.3$ (7)
36	$x 30\% = 10.8$ (11)	20	$x 30\% = 6.0$ (6)
35	$x 30\% = 10.5$ (11)		

DIAGRAM SHOWING MEASUREMENTS AND MARKING OF CREASE



BOWLER'S FOOTMARKS

NB To assist Umpires, a white mark must be made 5' in front of the Popping Creases, on either side of the Pitch and also a 4" mark on the bowling crease 1 foot either side of the middle stump (++ above).

17" pitch markings re wide ball on off side (see page 38 Rule 22.3)

E.C.B. GUIDELINES FOR JUNIOR PLAYERS IN OPEN AGE GROUP CRICKET

The ECB has issued guidance covering the selection and participation of young players in open age group cricket. It is designed to help clubs to decide when to select young players in open age group cricket and how best to help their cricketing development when they play within open age groups. The ECB keeps these guidelines under review and, following feedback from clubs and leagues, has revised these guidelines. The ECB will continue to monitor the impact of these guidelines and you are invited to feedback your thoughts and comments in writing to the ECB Non-First Class Cricket Department.

- a) Making the step up from junior to open age group cricket is a significant event in any player's cricket experience. Ensure that the player's safety, personal development needs and overall cricket experience are considered.
- b) There is no definitive age at which they should be introduced to open age group cricket but determine each case on an individual basis dependent on their ability and stage of cognitive and emotional maturity to take part at this level; however, clubs, squad coaches and managers must take into account the requirements on age at point 9 of this guidance.
- c) ECB Fast Bowling Directives and Fielding Regulations should always be adhered to for junior players in open age group cricket.
- d) Provide an opportunity for players to show their talents in an appropriate way. Children who are just used as fielders will not fully experience the game.
- e) Be supportive at all times for all forms of effort even when children are not successful. Try and put them in situations where they will experience some success (however small) and ensure plenty of praise and encouragement.
- f) Try and involve them in all aspects of the game wherever possible, i.e. socializing, team talks, practice, decision making, etc., so that they feel part of the team.
- g) Children will often feel more comfortable and able to perform if they have a family member or friend also playing in the side.
- h) Remember, children's early experiences will remain with them always and will often determine whether they want to remain playing the game or give up and do something else!
- i) Players who are selected in a County U12 squad in Spring for a summer squad or in another squad deemed by ECB Performance Managers to be of a standard above "District level" for that season are eligible to play Open Age Cricket. This is providing they are at least 11 years old, and in School Year 7 on 1st September in the year preceding the season and have written parental consent to play. In allowing these players to play in Open Age Cricket it is essential that Clubs and Coaches recognise the "Duty of Care" obligations towards these young players.

This means that County Squad and Area Squad players, both boys and girls are able to play Open Age Group Cricket if they are in U12 Age group and are a minimum of 11 years old on 1st September of the year preceding the season. District and club players who are not in a County or Area squads must wait until they reach the Under 13 age group, 12 years old, Year 8 on 1st September of the preceding year prior to being able to play in any Open Age Cricket, again written parental consent is required for these players.

The duty of care should be interpreted in two ways:

- I. Not to place a young player in a position that involves an unreasonable risk to that young player, taking account of the circumstances of the match and the relative skills of the player
- II. Not to create a situation that places members of the opposing side in a position whereby they cannot play cricket as they would normally do against adult players.

In addition the guidelines note the need for clubs and leagues to recognize the positive experience that young players should have in open age cricket and thus clubs should provide an opportunity for players to show their talents in an appropriate way. Children who are just used as fielders will not fully experience the game.

ECB FAST BOWLING MATCH DIRECTIVES

Issued October 2009.

For any subsequent changes visit www.play-cricket.com

Age	Max. overs per spell	Max. overs per day
Up to 13	5	10
U14, U15	6	12
U16, U17, U18, U19	7	18

For the purpose of these Directives a fast bowler is defined as a bowler to whom a wicket keeper in the same age group would **in normal circumstances** stand back to take the ball.

Having completed a spell the bowler cannot bowl again, from either end, until the equivalent number of overs to the length of his* spell have been bowled from the same end. A bowler can change ends without ending his current spell provided that he bowls the next over that he legally can from the other end. If this does not happen his spell is deemed to be concluded. If play is interrupted, for any reason, for less than 40 minutes any spell in progress at the time of the interruption can be continued after the interruption up to the maximum number of overs per spell for the appropriate age group. If the spell is not continued after the interruption the bowler cannot bowl again, from either end, until the equivalent number of overs to the length of his spell before the interruption have been bowled from the same end. If the interruption is of 40 minutes or more, whether scheduled or not, the bowler can commence a new spell immediately.

Once a bowler covered by these Directives has bowled in a match he cannot exceed the maximum number of overs per day for his age group even if he subsequently bowls spin. He can exceed the maximum overs per spell if bowling spin, but cannot then revert to bowling fast until an equivalent number of overs to the length of his spell have been bowled from the same end.

If he bowls spin without exceeding the maximum number of overs in a spell the maximum will apply as soon as he reverts to bowling fast.

Captains, Team Managers and Umpires are asked to ensure that these Directives are followed at all times.

For guidance it is recommended that in any 7 day period a fast bowler should not bowl more than 4 days in that period and for a maximum of 2 days in a row.

Age groups are based on the age of the player at midnight on 31st August in the year preceding the current season.

* Any reference to he/his should be interpreted to include she/her.

ECB SAFETY GUIDANCE ON THE WEARING OF CRICKET HELMETS BY YOUNG PLAYERS

In February 2000 the England and Wales Cricket Board (ECB) issued safety guidance on the wearing of helmets by young players up to the age of 18. In brief, the guidance recommends that:

- helmets with a faceguard or grille should be worn when batting against a hard cricket ball in matches and in practice sessions;
- young players should regard a helmet with a faceguard as a normal item of protective equipment when batting, together with pads, gloves and, for boys, an abdominal protector (box);
- young wicket-keepers should wear a helmet with a faceguard, or a wicket-keeper face protector when standing up to the stumps.

With the assistance of schools, cricket clubs and leagues, the wearing of helmets by young players is now standard practice in cricket throughout England and Wales. Helmets are widely available and are covered by a British Standard (BS7928:1998). A face protector represents an alternative head protection system for young wicket-keepers. Face protectors are, at the time of publication of this guidance, a relatively new innovation. Wicket-keeper Face Protectors are covered by a new British Standard (BS 7928 – 2 :2009).

The original guidance allowed parents or guardians to give their written consent to allow a young player not to wear a helmet. However now parental consent not to wear a helmet should not be accepted in any form of cricket.

This guidance applies to all players up to the age of 18, both in adult cricket and in all junior cricket played with a hard cricket ball.

The guidance also applies during all practice sessions. Any individual taking responsibility for players should take all reasonable steps to ensure that this guidance is followed at all times.

The ECB asks that the guidance is communicated to the parents or guardians of all young players through clubs and schools, and that young players are not allowed to bat or stand up to the stumps when keeping wicket against a hard ball without wearing appropriate protection.

FIELDING REGULATIONS

The ECB has regulations covering the minimum fielding distances for young players in all matches where a hard ball is used.

- No young player in the Under 15 age group or younger shall be allowed to field closer than 8 yards (7.3 metres) from the middle stump, except behind the wicket on the off side, until the batsman has played at the ball.
- For players in the Under 13 age group and below the distance is 11 yards (10 metres).
- These minimum distances apply even if the player is wearing a helmet.
- Should a young player in these age groups come within the restricted distance the umpire must stop the game immediately and instruct the fielder to move back.
- In addition any young player in the Under 16 to Under 18 age groups, who has not reached the age of 18, must wear a helmet and, for boys, an abdominal protector (box) when fielding within 6 yards (5.5 metres) of the bat, except behind the wicket on the off side. Players should wear appropriate protective equipment whenever they are fielding in a position where they feel at risk.
- These fielding regulations are applicable to all cricket in England and Wales. Age groups are based on the age of the player at midnight on 31st August in the year preceding the current season.



the CRICKET paper

out EVERY Wednesday
From Test matches to village green

Just £1.50 in newsagents and supermarkets
... from the same stable as **The RUGBY Paper**



For online subscriptions visit www.thecricketpaper.com

Subscription form
10 issues for £20 20 issues for £40 40 issues for £80 (Please tick)

Name: _____

Address: _____

Postcode: _____

Telephone No: _____

Email: _____

For postal subscriptions fill in the sections right and send it along with your cheque for £20, £40 or £80 made out to The Cricket Paper Ltd as: Subscriptions, The Cricket Paper Ltd, Tuiton House, 21 George's Road, Wembley, WU12 4BT. Prices are for UK only, other country rates on application.



DUKES CRICKET CATALOGUE 2013

OUT NOW!

ORDER
A FREE
COPY!



TEL: 020 8530 5030 FAX: 020 8530 5350

e-mail: info@dukescricket.co.uk

www.dukescricket.co.uk

British Cricket Balls Ltd 241 Shernhall Street Walthamstow London E17 9EA



8. Batsmen shall have unlimited "lives" but each "life" shall result in 5 runs being deducted from the total.
No batsman who is out for any reason shall face the next ball.
Batsmen shall change ends at the fall of each wicket except on the last ball of an over.
9. Each player on the fielding side must bowl, with the exception of the wicket-keeper.
10. Each team shall commence its innings with a score of 200 runs.
11. The winning team shall be the side scoring the higher number of runs after the deductions for the fall of wickets. In the event of the scores being equal the 8 players from each side shall bowl at the wickets from the bowler's end and the team scoring most hits shall be the winner.
4 points for the winning side, 0 points for the losing side.
Abandoned games due to weather: 1 point each.
Tied games will be 2 points each.
A Cup final which is tied will be decided on firstly, least wickets lost, secondly most runs scored off the bat. If still equal the side with the highest score at the end of 19 overs, if still equal score at 18 overs, 17 overs, etc.
12. In the event of umpires being satisfied that a player is incapacitated that player's place may be taken by a reserve who shall bat and/or bowl in the incapacitated player's place. If no reserve is available any player without exceeding the bowling quota shall bowl any over due to be bowled by the injured player. The captain of the fielding side shall choose one of the players in the first three pairs to bat a second time in the fourth pair.

Not all accountants are grey.

No one actually wants an accountant. They simply want someone to help them run a better business.

So if you need more sales, better profits, less tax, a healthier cash flow or increased financing, then make us your first port of call for no-nonsense business advice.

We know how to put the colour back into your business.

Call us now for your FREE consultation...



Oswestry
6 Salop Road
Oswestry
SY11 2NU
T 01691 654545

Llangollen
Bryn Estyn, East Street
Llangollen
LL20 8RB
T 01978 860376

Ellesmere
3/5 Watergate Street
Ellesmere
SY12 0EX
T 01691 622098

Telford
1 Plough Road
Wellington
TF1 1ET
T 01952 641358

www.morriscook.co.uk
partners@morriscook.co.uk

NORMAN PRINCE



Sports Trophies & Engraving

At very competitive prices

**For a FREE catalogue
please telephone Wem 234094**



**38 High Street, WEM 01939 232845
Church Street, PREES 01948 840272
5 High Street, WHITCHURCH 01948 662228**

**SUPPLIERS OF TROPHIES TO THE
FBC MANBY BOWDLER SHROPSHIRE
COUNTY CRICKET LEAGUE**

PREVIOUS YEARS' HONOURS IN THE SHROPSHIRE COUNTY CRICKET LEAGUE / SHROPSHIRE PREMIER LEAGUE

Winners	Runners-up	Winners	Runners-up
PREMIER 1st XI		RES DIV ONE / PREMIER RES DIV	
2012 Quatt	Wem	2012 Newport II	Wem II
2011 Reman Services	Quatt	2011 Wem II	Newport II
2010 Madeley	Much Wenlock	2010 Newport II	Wem II
2009 Oswestry	Quatt	2009 Wem II	Reman Services II
2008 Reman Services	Albrighton	2008 Reman Services II	Wem II
2007 Oswestry	Reman Services	2007 Madeley II	Albrighton II
2006 Wem	Ludlow	2006 Wem II	Oswestry II
2005 Newport	Oswestry	2005 Oswestry II	Newport II
2004 Whitchurch	Oswestry	2004 Whitchurch II	Oswestry II
2003 St. Georges	Whitchurch	2003 St. Georges II	Madeley II
2002 Whitchurch	Bridgnorth	2002 Whitchurch II	St. Georges II
2001 Wroxeter	Newport	2001 Ludlow II	Wroxeter II
2000 Shrewsbury	Shifnal	2000 Shrewsbury II	Bridgnorth II
1999 St. Georges	Shifnal	1999 Shifnal II	Oswestry II
1998 Wellington	Newport	1998 Bridgnorth II	Wroxeter II
1997 Ludlow	Wroxeter	1997 Oswestry II	Bridgnorth II
1996 St. Georges	Perkins	1996 Bridgnorth II	Shifnal II
1995 Wroxeter	Shrewsbury	1995 Bridgnorth II	Wroxeter II
1994 Wroxeter	Shrewsbury	1994 Shrewsbury II	Oswestry II
1993 Wroxeter	Shifnal	1993 Wroxeter II	Oswestry II
1992 Wem	Shrewsbury	1992 Wroxeter II	Oswestry II
1991 Newport	Wroxeter	1991 Shifnal II	St. Georges II
1990 Shrewsbury	Shifnal	1990 Shrewsbury II	Shifnal II
1989 Newport	Shrewsbury	1989 Bridgnorth II	St. Georges II
1988 Wroxeter	Newport	1988 Wroxeter II	St. Georges II
1987 Shrewsbury	Wem	1987 Shrewsbury II	Newport II
1986 Shrewsbury	Wroxeter	1986 St. Georges II	Bridgnorth II
1985 Shrewsbury	Shifnal	1985 Wroxeter II	Whitchurch II
1984 Shrewsbury	Shifnal	1984 Wem II	Newport II
1983 Shrewsbury	Whitchurch	1983 Shrewsbury II	St. Georges II
1982 Shrewsbury	Wem	1982 Newport II	Bridgnorth II
1981 Whitchurch	Newport	1981 Bridgnorth II	Whitchurch II
1980 Shrewsbury	Wroxeter	1980 Whitchurch II	Wellington II
1979 Wroxeter	Shrewsbury	1979 Shrewsbury II	Whitchurch II
1978 Shrewsbury	St. Georges	1978 Bridgnorth II	Wroxeter II
1977 Newport	Shrewsbury	1977 Shrewsbury II	Wroxeter II
1976 Shrewsbury	Bridgnorth	1976 Newport II	Shrewsbury II
1975 Shrewsbury	Wroxeter	1975 Wellington II	Shrewsbury II
1974 Wroxeter	Newport	1974 Bridgnorth II	Newport II
1973 Wroxeter	St. Georges	1973 Newport II	Wroxeter II
1972 Oswestry / Shifnal (TIE)		1972 Wellington II	Newport II
1971 Newport / Wem (TIE)		1971 Newport II	Wem II
1970 Rolls Royce	Newport	1970 Newport II	Rolls Royce II

• Rolls Royce/Perkins/Reman Services are one and the same club.

PREVIOUS YEARS' HONOURS IN THE SHROPSHIRE COUNTY CRICKET LEAGUE / SHROPSHIRE CRICKET LEAGUE

Winners	Runners-up
DIVISION ONE	
2012 Allscott	Cound
2011 Wroxeter & Uppington	Cound
2010 Worfield	Wroxeter & Uppington
2009 Trysull & Seisdon	Worfield
2008 Allscott	Worfield
2007 Much Wenlock	Wroxeter & Uppington
2006 Bomere Heath	Condover & Wroxeter
2005 Welshpool	Cound
2004 Shelton	Allscott
2003 Quatt	Shelton
2002 Newtown	Shelton
2001 Market Drayton	Whittington
2000 Tibberton	Newtown
1999 Telford Moslems	Albrighton
1998 Brosely	Montgomery
<i>(as Division One/Two)</i>	
1997 Albrighton	Frankton
1996 Montgomery	Albrighton
1995 Welshpool	Montgomery
1994 Welshpool	Albrighton
1993 Cathedral	Newtown
1992 Frankton	Coton Hall
1991 Allscott	Albrighton
1990 Allscott	Coton Hall
1989 Coton Hall	Albrighton
1988 Frankton	Much Wenlock
1987 Frankton	GKN
1986 Overton	Bomere Heath
1985 Forton	Frankton
1984 Shawbury	Forton
1983 Quatt	Craven Arms
1982 Craven Arms	Shawbury
1981 Bomere Heath	MEB
1980 MEB	Coton Hall
1979 Albrighton	Cae Glas
1978 Iscoyd & Fenns Bank	Ellesmere
1977 Iscoyd & Fenns Bank	Coton Hall
1976 Iscoyd & Fenns Bank	Bromfield
1975 Coton Hall	Bromfield
1974 Coton Hall	Prees
1973 Coton Hall	Shawbury

Winners	Runners-up
DIVISION TWO	
2012 Condover	Lilleshall
2011 Market Drayton	Ellesmere
2010 Pontesbury	Knockin & Kinnerley
2009 Church Stretton	Forton
2008 Church Stretton	Ellesmere
2007 Wrekin	Church Stretton
2006 Trysull & Seisdon	Acton Reynald
2005 Bomere Heath	Much Wenlock
2004 Condover & Wroxeter	Worfield
2003 Church Stretton	Welshpool
2002 Quatt	Alberbury
2001 Cound	Knockin & Kinnerley
2000 Acton Reynald	Pontesbury
1999 Newtown	Llanidloes
1998 —	—
1997 Tibberton	Telford Moslems
1996 Brosely	Cound
1995 Bomere Heath	Hanwood
1994 Montgomery	Hospitals
1993 Llanidloes	Welshpool
1992 Whittington	Shawbury
1991 Cae Glas	Acton Reynald
1990 Tibberton	Bomere Heath
1989 Prees	Shawbury
1988 Cathedral	Bromfield
1987 Albrighton	MEB
1986 Much Wenlock	Allscott
1985 Ellesmere	Iscoyd & Fenns Bank
1984 Bomere Heath	GKN
1983 Edgmond	Frankton
1982 Quatt	Forton
1981 Craven Arms	Shawbury
1980 Bomere Heath	Overton
1979 Calverhall	Much Wenlock
1978 Frankton	Albrighton
1977 Allscott	Prees
1976 Overton	Cae Glas

DIVISION 2A	
1992 Newtown	Hospitals

Winners	Runners-up
DIVISION THREE	
2012 Grove	Beacon
2011 Corvedale	Whittington
2010 Frankton II	Iscoyd & Fenns Bank
2009 Worfield II	Lilleshall II
2008 Shifnal III	Willey
2007 Ellesmere	Condover
2006 Wellington III	Forton
2005 Wrekin	Willey
2004 Tibberton	Pontesbury II
2003 Bomere Heath	Lilleshall II
2002 Shelton II	Bishop's Castle
2001 Cae Glas	Harcourt
2000 Much Wenlock	Knockin & Kinnerley
1999 Quatt	Church Stretton
1998 Condover	Newtown
1997 Condover	Newtown
1996 Telford Moslems	Alberbury
1995 Trysull & Seisdon	Cound
1994 Pontesbury	Broseley
1993 Knockin & Kinnerley	Bromfield
1992 Telford Moslems	Hodnet & Peplow
1991 Whittington	Cound

DIVISION FOUR

2012 Calverhall	Harcourt
2011 Wroxeter & Uppington II	Grove
2010 Corvedale	Chelmarsh
2009 Church Aston	Beacon
2008 Worfield II	Cound II
2007 Whitchurch III	Shifnal III
2006 Chelmarsh	Ellesmere
2005 St. Georges III	Wheaton Aston
2004 Wrekin	Condover & Wroxeter II
2003 Shrewsbury III	Pontesbury II
2002 Condover II	Lilleshall II
2001 Frankton II	Wellington III
2000 Bishop's Castle	Chelmarsh
1999 Shelton II	Chelmarsh
1998 Church Stretton	Willey
1997 Church Stretton	Frankton II
1996 Church Aston	Condover
1995 Hodnet & Peplow	Edgmond
1994 Willey	Calverhall
1993 Bishop's Castle	Craven Arms

DIVISION 4A

1999 Oswestry III	Shrewsbury III
-------------------	----------------

Winners	Runners-up
DIVISION FIVE	
2012 Prees	Ludlow III
2011 Welshpool II	Bridgnorth III
2010 Wroxeter & Uppington II	Wellington IV
2009 Montgomery II	Knockin & Kinnerley II
2008 Beacon	Grove
2007 Worfield II	Montgomery II
2006 Calverhall	Alberbury II
2005 Shifnal III	Cound II
2004 Hinstock	Worfield II
2003 M.E.B.	Bomere Heath II
2002 Acton Reynald II	Ludlow III
2001 Lilleshall II	St. Georges III
2000 Bridgnorth III	Newtown II
1999 Newtown II	GUILDFIELD
1998 Shelton II	Condover II

DIVISION SIX

2012 Wellington V	Oswestry IV
2011 Wem III	Forton II
2010 Condover II	Frankton III
2009 Wroxeter & Uppington II	Trysull & Seisdon II
2008 Tibberton II	Knockin & Kinnerley II
2007 Beacon	Quayside
2006 Hales	Much Wenlock II
2005 Corvedale	Grove
2004 Cae Glas II	Willey II
2003 Whitchurch III	Alberbury II
2002 Tibberton II	Worfield II
2001 Hinstock	Market Drayton II
2000 Montgomery II	Welshpool II
1999 Llanidloes II	Worfield II
1998 Iscoyd & Fenns Bk II	Montgomery II

DIVISION SEVEN

2011 Beacon II	Knockin & Kinnerley III
2010 Much Wenlock III	Bishop's Castle II
2009 Forton II	Worfield III
2008 Wem III	Welshpool III
2007 Bomere Heath III	Wroxeter & Uppington II
2006 Beacon	Tibberton II
2005 Much Wenlock II	Lilleshall III
2004 —	—
2003 —	—
2002 Madeley III	Whitchurch III
2001 Cae Glas II	Tibberton II
2000 Church Stretton II	Alberbury II

Winners	Runners-up
---------	------------

RESERVE DIVISION TWO

2012	Wellington IV	Welshpool II
<i>1998–2011 not contested</i>		
1997	Acton Reynald II	Shelton II
1996	Shrewsbury III	Frankton II
1995	Oswestry III	Welshpool II
1994	Frankton II	Oswestry III
1993	St. Georges III	Overton II
1992	Frankton II	Wellington III
1991	Wellington III	Oswestry III

RESERVE DIVISION THREE

2012	Condover II	Willey II
<i>1998–2011 not contested</i>		
1997	Pontesbury II	Cound II
1996	Shelton II	Broseley II
1995	Condover II	Allscott II
1994	Whittington II	Acton Reynald II
1993	Welshpool II	Newtown II
1992	Overton II	Hospitals II
1991	Shrewsbury III	Bomere Heath II

RESERVE DIVISION FOUR

1996	Bomere Heath II	Pontesbury II
1995	Broseley II	Perkins III
1994	Cathedral II	Oswestry IV
1993	Whittington II	Allscott II
1992	Welshpool II	Llanidloes II
1991	Shifnal III	Acton Reynald II

- Allscott's previous name was British Sugar.
- From the 1996 season, Cathedral and Hospitals amalgamated to become Shelton.
- For three seasons, 2004–6, Condover amalgamated with Wroxeter & Uppington to become Condover & Wroxeter before both clubs resumed their previous independent statuses

SHROPSHIRE CRICKET LEAGUE

PREMIER DIVISION STATISTICS 2012

Final League Table

	P	W	L	WD	LD	C/A	Bat	Bowl	Pen	Points
Quatt	22	11	2	2	0	7	9	17	2	323
Wem	22	10	4	4	0	4	13	24	0	317
Newport	22	10	4	0	1	7	4	9	3	263
St Georges	22	8	5	0	1	8	15	16	0	253
Ludlow	22	7	6	2	2	5	16	28	0	245
Reman Services	22	5	3	4	3	7	19	32	0	240
Wroxeter & Uppington	22	7	8	1	1	5	12	15	5	219
Albrighton	22	6	9	1	1	5	11	27	0	207
Bomere Heath	22	5	7	0	1	9	16	16	0	199
Worfield	22	4	12	1	1	4	15	42	1	170
Much Wenlock	22	3	7	0	2	10	7	14	1	146
Shelton	22	2	11	1	3	5	14	44	0	141

Highs and Lows

Highest Total by Team:

299 Wem v Ludlow 26 May

Lowest Total by Team:

38 all out Shelton v Wem 1 September

Batsmen Scoring Centuries (10)

195	Martyn Davies	Wem v St Georges	23 June
116	Ian Gillespie	Bomere Heath v St Georges	4 August
115*	Matty Cohen	Wem v Ludlow	26 May
111	Joe Roberts	Albrighton v Worfield	26 May
109*	Tim Lyne	St Georges v Wroxeter	25 August
106*	Muhammad Zaheer	St Georges v Ludlow	5 May
106	Ian Gillespie	Bomere Heath v Quatt	23 June
106	Martyn Davies	Wem v Wroxeter	15 September
102	Ian Gillespie	Bomere Heath v Quatt	8 September
100*	Matty Cohen	Wem v Quatt	28 July

Bowlers Taking 7 or More Wickets (2)

Stephen Taylor	7-33	St Georges v Worfield	1 September
Shane Gwilt	7-65	Reman Services v Albrighton	9 June

PREMIER DIVISION AVERAGES 2012

BATTING (Qualification 10 innings, average over 28)

Name	Club	Innings	Not Out	Runs	Highest Score	Average
IAN GILLESPIE	Bomere Heath	14	1	759	116	58.38
MARTYN DAVIES	Wem	16	1	808	195	53.87
MANNY SINGH	Worfield	14	5	478	80	53.11
MATTHEW COHEN	Wem	15	5	474	115*	47.40
THOMAS WHITNEY	Quatt	14	3	507	93*	46.09
ADRIAN EVANS	Quatt	14	5	378	89	42.00
BRYN SIMMONS	Ludlow	13	4	374	97*	41.56
CRAIG JONES	Quatt	13	6	263	52*	37.57
ANUJ CHANDLA	St Georges	11	0	410	76	37.27
JASON SUMMERS	Albrighton	15	2	476	90	36.62
TIM HUTCHISON	Wem	19	2	598	98	35.18
EDWARD DAVIES	Wroxeter & Uppington	14	2	409	78*	34.08
JONATHAN PRINCE	Newport	15	5	340	94	34.00
IAN SIMMONS	Ludlow	14	1	431	75	33.15
SAM BLOOR	Bomere Heath	11	2	290	86*	32.22
MUHAMMAD ZAHEER	St Georges	18	3	471	106*	31.40
TIM LYNE	St Georges	16	2	413	109*	29.50
IRFAN SAROOP	Much Wenlock	10	0	287	52	28.70
TOM MATTHEWS	Worfield	20	2	512	74	28.44
MARK DOWNES	Newport	16	4	336	62	28.00

BOWLING (Qualification 20 wickets, average under 18)

Name	Club	Overs	Maidens	Runs	Wickets	Average
JONNY LASH	Quatt	192.4	23	636	58	10.97
CHRIS LEWIS	Much Wenlock	80.3	18	224	20	11.20
JONATHAN PRINCE	Newport	142.1	27	417	37	11.27
PAUL SMART	St Georges	84.2	17	285	21	13.57
CHRIS ELLIOT	Ludlow	90	12	319	23	13.87
LOUIS WATKINS	Ludlow	151	29	459	31	14.81
TIM HUTCHISON	Wem	221.1	67	448	29	15.45
MANNY SINGH	Worfield	118.5	26	374	24	15.58
DANNY COHEN	Wem	187.1	35	624	40	15.60
TIM LYNE	St Georges	156	25	549	35	15.69
DOMINIC BRADBURN	Reman Services	144.2	14	573	35	16.37
MARK TOOZE	Reman Services	140	28	398	24	16.58
CHRIS STEVENS	Bomere Heath	107.1	8	419	25	16.76
NICK WATKINS	Newport	131.1	22	461	27	17.07
SHANE GWILT	Reman Services	112.1	26	354	20	17.70
MARTYN DAVIES	Wem	149	29	485	27	17.96

DIVISION ONE STATISTICS 2012

Final League Table

	P	W	L	WD	LD	C/A	Bat	Bowl	Pen	Points
Allscott	22	14	2	2	0	4	8	17	2	369
Cound	22	10	5	1	2	4	9	29	0	298
Frankton	22	8	4	2	3	5	17	22	0	272
Welshpool	22	8	5	1	2	6	10	20	0	260
Broseley	22	7	4	2	0	9	8	19	0	246
Newtown	22	6	7	2	1	6	20	27	2	231
Madeley	22	6	7	1	0	8	16	31	0	229
Forton	22	5	9	1	0	7	17	35	0	203
Alberbury	22	4	6	3	2	7	11	32	0	196
Montgomery	22	5	9	1	3	4	13	33	0	188
Market Drayton	22	5	10	0	4	3	11	33	1	174
Knockin & Kinnerley	22	3	13	1	0	5	20	32	0	149

Highs and Lows

Highest Total by Team:

335-8 **Broseley v Cound** 26 May

Lowest Total by Team:

53 all out **Montgomery v Newtown** 28 July

Batsmen Scoring Centuries (13)

162	Richard Firmstone	Broseley v Cound	26 May
135*	Steve Pugh	Madeley v Knockin & Kinnerley	11 August
126	Jason Allen	Allscott v Forton	9 June
117*	Steve Pugh	Madeley v Knockin & Kinnerley	26 May
112	Steve Pugh	Madeley v Market Drayton	28 July
111	Steve Pugh	Madeley v Montgomery	2 June
110	Mohammed Mehboob	Broseley v Knockin & Kinnerley	8 September
109*	Carl Starling	Allscott v Newtown	2 June
109	Michael Crawshaw	Alberbury v Allscott	26 May
108	Ian Whitticase	Frankton v Cound	12 May
103*	Ben Wixey	Knockin & Kinnerley v Madeley	26 May
102*	Carl Starling	Allscott v Market Drayton	28 April
101	Gavin Jones	Broseley v Frankton	2 June

Bowlers Taking 7 Wickets or More (0)

DIVISION ONE AVERAGES 2012

BATTING (Qualification 10 innings, average over 28)

Name	Club	Innings	Not Out	Runs	Highest Score	Average
STEPHEN PUGH	Madeley	18	6	1058	135*	88.17
CARL STARLING	Allscott	18	5	851	109*	65.46
JASON ALLEN	Allscott	14	5	461	126	51.22
GAVIN JONES	Broseley	11	3	385	101	48.13
IAN WHITTICASE	Frankton	17	2	550	108	36.67
SEAN PARKES	Allscott	11	2	326	71*	36.22
SALIM AHMED	Broseley	13	3	351	77	35.10
DAVID FINNEY	Allscott	13	3	344	97*	34.40
JOE BIRCH	Welshpool	18	1	567	73	33.35
MICHAEL CRAWSHAW	Alberbury	16	0	531	109	33.19
ANTONY BARRETT	Forton	16	4	398	79*	33.17
JORDAN PARRY	Frankton	17	4	431	79	33.15
JOHN HEMMINGS	Forton	12	6	196	59*	32.67
BEN WIXEY	Knockin & Kinnerley	10	1	283	103*	31.44
MARK JONES	Alberbury	14	2	368	89	30.67
PHIL LEWIS	Welshpool	18	2	479	55	29.94
ROB BIRCH	Welshpool	14	3	316	60	28.73
GRAHAM TROW	Cound	18	0	514	89	28.56
STEVEN GRAY	Knockin & Kinnerley	19	2	485	92	28.53

BOWLING (Qualification 20 wickets, average under 18)

Name	Club	Overs	Maidens	Runs	Wickets	Average
DANIEL BRETNALL	Allscott	63	15	177	22	8.05
GAVIN JONES	Broseley	81.2	10	288	28	10.29
CHRIS HODSON	Madeley	155.5	45	379	35	10.83
MOHAMMED MEHBOOB MURSHAD	Broseley	177.3	64	388	33	11.76
JORDAN PARRY	Frankton	89.1	13	379	30	12.63
RICHARD DAVIES	Market Drayton	160.4	32	500	35	14.29
JOE YAPP	Cound	85	18	290	20	14.50
CHRIS STARLING	Allscott	224.1	61	614	42	14.62
SAM BIRCH	Welshpool	209.5	42	586	40	14.65
CRAIG DAVIES	Newtown	171	55	426	28	15.21
A. HOLLOWAY	Alberbury	146.1	36	422	27	15.63
JACK WILLIAMS	Montgomery	122.3	22	409	25	16.36
IAN POLLARD	Allscott	166.1	46	430	26	16.54
MARTIN MURDOCH	Broseley	110.5	14	336	20	16.80
ANDY HARRISON	Cound	214.2	37	820	48	17.08
NEIL TUFFIN	Montgomery	168	38	422	24	17.58
JOE BIRCH	Welshpool	100.5	4	372	21	17.71
SAGAR JERAM	Madeley	117	20	373	21	17.76
D. ANTHONY	Newtown	113.5	17	359	20	17.95
ALLY LAIRD	Newtown	117.5	18	413	23	17.96
JAMES HARRAP	Alberbury	161.4	23	611	34	17.97

DIVISION TWO STATISTICS 2012

Final League Table

	P	W	L	WD	LD	C/A	Bat	Bowl	Pen	Points
Condoover	22	13	1	3	0	5	18	19	-1	369
Lilleshall	22	11	5	1	0	5	18	15	-12	324
Pontesbury	22	10	6	2	0	4	13	34	-6	322
Wellington III	22	10	5	0	1	6	13	15	-10	293
Corvedale	22	8	8	0	0	6	6	24	-11	247
Ellesmere	22	6	6	1	0	9	23	37	-4	247
Bishop's Castle	22	7	4	2	3	6	10	31	0	239
Tibberton	22	7	11	1	1	2	23	32	0	228
Iscoyd & Fenns Bank	22	4	4	2	4	8	18	36	4	204
Llanidloes	22	5	10	0	0	7	5	15	9	158
Willey Wanderers	22	2	10	1	3	6	14	36	-2	139
Acton Reynald	22	1	14	0	1	6	10	41	0	101

Highs and Lows

Highest Total by Team:

362-8 Wellington v Tibberton 15 September

Lowest Total by Team:

28 all out Iscoyd & Fenns Bank v Pontesbury 12 May

Batsmen Scoring Centuries (5)

172	Richard Benting	Wellington III v Tibberton	15 September
145*	Charlie Haylett	Condoover v Willey Wanderers	18 August
129	Richard Benting	Wellington III v Lilleshall	10 September
114	Tom Wilkie	Ellesmere v Iscoyd & Fenns Bank	15 September
111	Owen Williams	Tibberton v Llanidloes	4 August

Bowlers Taking 7 Wickets or More (4)

Simon Palmer	8-8	Bishop's Castle v Acton Reynald	23 June
Harry Rashid	7-15	Tibberton v Llanidloes	4 August
Jon Mansell	7-18	Condoover v Llanidloes	28 July
Nick Mitchell	7-40	Wellington III v Lilleshall	28 July

DIVISION TWO AVERAGES 2012

BATTING (Qualification 10 innings, average over 30)

Name	Club	Innings	Not Out	Runs	Highest Score	Average
PAUL BAINBRIDGE	Lilleshall	11	7	338	80*	84.50
RICHARD BENTING	Wellington III	14	0	659	172	47.07
ALLISTER CORFIELD	Pontesbury	16	4	487	76	40.58
CHARLIE HAYLETT	Condover	14	3	411	145*	37.36
JAMES UPTON	Condover	15	2	461	97	35.46
DOUGIE FARR	Condover	18	6	425	78*	35.42
ANDREW LEWIS	Bishop's Castle	13	3	341	78*	34.10
RICHARD BARGE	Tibberton	17	2	511	94*	34.07
SALIK JAVED	Tibberton	11	1	338	92	33.80
RICHARD CHARLES GRANT FIFIELD	Bishop's Castle	15	3	388	95*	32.33
TOM WILKIE	Ellesmere	15	1	428	114	30.57

BOWLING (Qualification 20 wickets, average under 17)

Name	Club	Overs	Maidens	Runs	Wickets	Average
JON MANSELL	Condover	123	21	303	40	7.58
STEPHEN WILSON	Pontesbury	169.4	67	355	45	7.89
CHARLIE HAYLETT	Condover	55.5	7	161	20	8.05
NICK MITCHELL	Wellington III	113	19	391	43	9.09
SIMON PALMER	Bishop's Castle	205	73	423	45	9.40
WILL ASKIN	Lilleshall	124.3	28	315	32	9.84
GRAHAM BEARDMORE	Ellesmere	122	43	286	28	10.21
HARRY RASHID	Tibberton	87.4	16	286	27	10.59
MATTHEW FARR	Condover	182	37	479	40	11.98
HARRY ALDRIDGE	Corvedale	86.4	19	279	21	13.29
STEPHEN BATE	Lilleshall	92	11	331	24	13.79
ALEX RUSSELL	Lilleshall	118.2	18	377	27	13.96
NICK JAMES	Corvedale	100.2	17	316	22	14.36
EDWARD RILEY	Corvedale	94.3	18	303	21	14.43
SIMON MILLINGTON	Lilleshall	66.3	6	305	21	14.52
STEPHEN MORRIS	Bishop's Castle	101.4	15	346	23	15.04
MIKE DAVIES	Pontesbury	170.4	37	511	33	15.48
JO PRITCHARD	Llanidloes	131.4	21	406	26	15.62
RICHARD BARGE	Tibberton	104.3	18	368	23	16.00
ADAM COPSEY	Lilleshall	119	17	361	22	16.41
ANDY ROBINSON	Pontesbury	88.2	18	335	20	16.75

DIVISION THREE STATISTICS 2012

Final League Table

	P	W	L	WD	LD	D	C/A	Bat	Bowl	Pen	Points
Grove	22	10	6	3	2	0	1	33	25	-4	319
Beacon	22	10	3	1	2	0	6	11	23	-17	310
Whittington	22	6	5	6	1	0	4	39	38	3	287
Wheaton Aston	22	8	4	2	1	1	6	14	32	-4	271
Cae Glas	22	6	2	2	5	0	7	22	31	0	255
St Georges III	22	5	4	3	3	0	7	37	31	0	242
Oswestry III	22	6	6	2	0	1	7	30	28	-3	238
Shrewsbury III	22	6	5	1	3	0	7	18	29	-3	232
Chelmarsh	22	7	5	1	1	0	8	14	12	2	226
Shifnal III	22	4	9	1	2	0	6	25	34	-1	192
Church Stretton	22	2	9	2	3	0	6	14	39	11	132
Trysull & Seisdon	22	3	15	0	1	0	3	11	27	13	109

Highs and Lows

Highest Total by Team:

369-4 dec **Grove v St Georges III** 26 May

Lowest Total by Team:

46 all out **Grove v Shrewsbury III** 8 September

Batsmen Scoring Centuries (16)

200*	Hayes Van de Burg	Grove v St Georges III	26 May
160*	Hayes Van de Burg	Grove v Beacon	16 June
154	David Wibley-Law	St Georges III v Shrewsbury III	9 June
131	Ben Hipkiss	Cae Glas v Shifnal III	8 September
121	Scott Hale	Whittington v Church Stretton	8 September
119	David Wibley-Law	St Georges III v Whittington	28 July
115*	Kevin Humphreys	Shifnal III v St Georges III	1 September
112	Kevin Humphreys	Shifnal III v Grove	21 April
110	Dominic Bright	Oswestry III v Shifnal III	10 June
109*	Andy Unit	Chelmarsh v Trysull & Seisdon	18 August
106*	Simon Rumble	Shifnal III v Chelmarsh	26 May
103*	Michael Bannister	Chelmarsh v Trysull & Seisdon	18 August
103	Scott Hale	Whittington v Shifnal III	18 August
102*	Scott Hale	Whittington v Trysull & Seisdon	9 June
102	John Brown	Whittington v St Georges III	28 July
100*	Stewart Bennett	Trysull & Seisdon v Oswestry III	2 September

Bowlers Taking 7 Wickets or More (0)

DIVISION THREE AVERAGES 2012

BATTING (Qualification 10 innings, average over 28)

Name	Club	Innings	Not Out	Runs	Highest Score	Average
KEVIN HUMPHREYS	Shifnal III	12	3	683	115*	75.89
DAVID WHIBLEY-LAW	St Georges III	12	1	642	154	58.36
ANDY UNITT	Chelmarsh	12	3	482	109*	53.56
NATHAN WHITTINGHAM	Wheaton Aston	17	6	573	91*	52.09
PETER LEE	Church Stretton	15	5	471	67	47.10
SCOTT HALE	Whittington	18	2	703	121*	43.94
NICK BENWELL	Grove	10	4	261	79*	43.50
GARETH MORRIS	Whittington	10	3	265	99*	37.86
BEN HIPKISS	Cae Glas	13	1	415	131	34.58
MATTHEW CONNIFFE	St Georges III	14	2	399	75	33.25
RUCHIRA NIMANATH	Cae Glas	14	4	324	53	32.40
ELLIOTT WARD	Chelmarsh	12	2	317	86	31.70
ALAN MINES	Beacon	16	2	409	83*	29.21
ROSS WILMOT	St Georges III	12	0	347	68	28.92
WILL TUDOR	Grove	12	5	196	82*	28.00

BOWLING (Qualification 20 wickets, average under 18)

Name	Club	Overs	Maidens	Runs	Wickets	Average
NATHAN WHITTINGHAM	Wheaton Aston	194.2	55	438	41	10.68
MATTHEW MACKENZIE	Whittington	175	49	457	38	12.03
MARTIN NICHOLS	Church Stretton	145	40	342	28	12.21
RUCHIRA NIMANATH	Cae Glas	104	16	356	28	12.71
DAVID HOWARTH	Beacon	117.2	22	309	24	12.88
RICHARD SMITH	Wheaton Aston	80	10	360	27	13.33
DOUG REYNOLDS	Shrewsbury III	124.3	17	449	32	14.03
JOEL BISHTON	Beacon	92.2	8	389	26	14.96
ADAM WOODCOCK	Oswestry III	110	7	470	29	16.21
TOM DERMODY	Grove	92	6	442	25	17.68

DIVISION FOUR STATISTICS 2012

Final League Table

	P	W	L	WD	LD	D	C/A	Bat	Bowl	Pen	Points
Calverhall	22	11	1	2	0	0	8	9	8	-12	336
Harcourt	22	8	2	4	2	0	6	24	24	0	298
Church Aston	22	8	3	2	2	0	7	19	25	0	280
Wem III	22	6	5	3	2	0	6	22	29	-15	255
Newport III	22	5	4	3	3	0	7	33	34	-6	251
Overton-on-Dee	22	8	6	2	2	0	4	12	27	0	250
Guilsfield	22	6	5	0	0	0	11	7	7	2	205
Hodnet & Peplow	22	4	5	1	5	0	7	22	43	6	203
Hinstock	22	3	8	2	3	0	6	38	31	-1	184
Whitchurch III	22	2	9	5	0	0	6	30	31	4	167
Bridgnorth III	22	2	9	2	1	0	8	18	22	0	142
Frankton III	22	2	8	1	7	0	4	31	33	8	127

Highs and Lows

Highest Total by Team:

375-5 dec **Calverhall v Hinstock** 26 May

Lowest Total by Team:

15 all out **Bridgnorth III v Calverhall** 21 July

Batsmen Scoring Centuries (16)

178*	Ben Oakley	Calverhall v Hinstock	1 September
158*	Richard Jarrett	Harcourt v Newport III	28 July
156	Guy Black	Bridgnorth III v Newport III	11 August
143	Matthew Shawcross	Newport III v Hodnet & Peplow	21 July
143	Will Taylor	Newport III v Bridgnorth III	11 August
126*	Christopher Rowe	Calverhall v Whitchurch III	11 August
118*	Anand Ranade	Church Aston v Hinstock	11 August
107	Paul England	Overton-on-Dee v Bridgnorth III	9 June
104*	Richard Jarrett	Harcourt v Frankton III	22 July
103	Ittlan Bowens	Calverhall v Hinstock	1 September
103	Barry Managh	Hodnet & Peplow v Newport III	21 July
103	Terry Mulholland	Hodnet & Peplow v Calverhall	15 September
102*	Gujeet Saini	Church Aston v Whitchurch III	5 May
100*	Ittlan Bowens	Calverhall v Whitchurch III	26 May
100*	Matthew Macintosh	Whitchurch III v Frankton III	10 June
100	Will Taylor	Newport III v Frankton III	9 September

Bowlers Taking 7 Wickets or More (6)

Ittlan Bowens	8-7	Calverhall v Bridgnorth III	21 July
Neil Woolley	7-7	Overton-on-Dee v Hodnet & Peplow	4 August
Anand Ranade	7-10	Church Aston v Overton-on-Dee	2 June
Ittlan Bowens	7-14	Calverhall v Whitchurch III	26 May
Ittlan Bowens	7-20	Calverhall v Newport III	9 June
Chris Watkins	7-45	Hodnet & Peplow v Wem III	23 June

DIVISION FOUR AVERAGES 2012

BATTING (Qualification 10 innings, average over 30)

Name	Club	Innings	Not Out	Runs	Highest Score	Average
RICHARD JARRETT	Harcourt	11	5	590	158*	98.33
JOHN LEA	Hinstock	15	7	465	66	58.13
PAUL ENGLAND	Overton-on-Dee	14	3	601	107	54.64
RICHARD BENNETT	Church Aston	12	6	306	87*	51.00
ITTLAN BOWENS	Calverhall	13	1	495	103	41.25
BEN OAKLEY	Calverhall	11	1	379	178*	37.90
TOMMY MULHOLLAND	Hodnet & Peplow	12	1	402	103	36.55
IAN HANCOCKS	Calverhall	10	2	291	86	36.38
BARRY MANAGH	Hodnet & Peplow	12	2	354	103	35.40
ELWYN JONES	Frankton III	12	1	380	65	34.55
GEOFFREY SMITH	Hinstock	16	2	474	97	33.86
MARK ELLIS	Wem III	16	5	352	61*	32.00
CHRISTOPHER ROWE	Calverhall	13	1	384	126*	32.00
DAVID GOUGH	Newport III	14	4	310	88*	31.00
OLIVER GRIFFITHS	Calverhall	10	3	214	50	30.57
ANAND RANADE	Church Aston	11	1	305	118*	30.50

BOWLING (Qualification 20 wickets, average under 18)

Name	Club	Overs	Maidens	Runs	Wickets	Average
ITTLAN BOWENS	Calverhall	143.4	38	339	49	6.92
ANAND RANADE	Church Aston	89.3	22	218	31	7.03
SHAWN HUMPHREYS	Harcourt	120	40	229	20	11.45
NEIL WOOLLEY	Overton-on-Dee	178.5	45	441	37	11.92
STEVE OWEN	Harcourt	124	30	370	31	11.94
MARK ELLIS	Wem III	111.1	14	359	28	12.82
JON BARTLETT	Church Aston	81.1	9	304	20	15.20
PHIL CLOWSLEY	Hinstock	97	22	354	20	17.70
CHRIS WATKINS	Hodnet & Peplow	120	17	479	27	17.74

DIVISION FIVE STATISTICS 2012

Final League Table

	P	W	L	WD	LD	D	C/A	Bat	Bowl	Pen	Points
Prees	20	12	0	3	0	0	5	9	9	10	317
Ludlow III	20	11	5	2	0	0	2	18	19	0	308
Bomere Heath III	20	8	4	1	2	0	5	12	29	-13	262
Hales	20	8	6	2	0	0	4	12	22	0	245
Quayside	20	8	3	0	2	0	7	3	16	0	227
Harpers	20	7	8	1	0	0	4	16	19	0	227
Worfield III	20	7	7	0	2	0	4	2	28	1	204
Lilleshall III	20	4	7	2	3	0	4	16	34	2	175
Knockin & Kinnerley III	20	3	9	1	4	0	3	36	43	0	172
Coton Hall	20	2	12	0	1	0	5	20	30	0	121
Welshpool III	20	1	10	2	0	0	7	14	21	4	88

Highs and Lows

Highest Total by Team:

284-7 **Ludlow III v Welshpool III**

15 September

Lowest Total by Team:

24 all out **Coton Hall v Ludlow III**

5 May

Batsmen Scoring Centuries (8)

141	Dewan Ferdous	Harpers v Ludlow III	4 August
132	William Wood	Ludlow III v Bomere Heath III	9 September
129	Phillip Richards	Prees v Harpers	21 July
114	William Wood	Ludlow III v Worfield III	11 August
107*	Iain Seedhouse	Worfield III v Hales	2 June
104*	Charles Harrison	Hales v Coton Hall	16 June
103*	Mahendra Bommareddy	Harpers v Quayside	18 August
100	William Wood	Ludlow III v Knockin & Kinnerley III	18 August

Bowlers Taking 7 Wickets or More (3)

Rob Swinnerton	7-9	Hales v Coton Hall	1 September
Rob Swinnerton	7-14	Hales v Lilleshall III	12 May
Harry Bolland	7-23	Bomere Heath III v Worfield III	5 May

DIVISION FIVE AVERAGES 2012

BATTING (Qualification 10 innings, average over 21)

Name	Club	Innings	Not Out	Runs	Highest Score	Average
ANDY DARLINGTON	Prees	10	6	271	78*	67.75
CHARLES HARRISON	Hales	15	4	619	104*	56.27
DEWAN FERDOUS	Harpers	11	1	464	141	46.40
PHIL DAVIES	Hales	13	2	337	55	30.64
GARETH RICH	Coton Hall	14	1	395	78	30.38
CHRIS HURST	Quayside	11	2	269	74*	29.89
SHANE MOSES	Knockin & Kinnerley III	12	3	242	56*	26.89
NEIL WILLIAMS	Quayside	11	3	213	86	26.63
ADAM BOWEN	Ludlow III	11	3	191	92	23.88
KUMARA BAYALAPUDI	Harpers	12	3	213	40*	23.67
DAVID SMITH	Knockin	13	2	252	78*	22.91
CHRIS SCOTT	Bomere Heath III	14	1	296	54	22.77
JOHN GROOM	Prees	12	3	190	54*	21.11

BOWLING (Qualification 20 wickets, average under 15)

Name	Club	Overs	Maidens	Runs	Wickets	Average
ROB SWINNERTON	Hales	125.2	34	308	39	7.90
PETER MALTBY	Lilleshall III	71	10	203	24	8.46
JAMIE WHITE	Quayside	70.1	18	187	20	9.35
CHRIS HURST	Quayside	113.4	24	289	30	9.63
STEPHEN RUMBLE	Bomere Heath III	113.1	21	274	24	11.42
JEFF EVENETT	Worfield III	93.1	10	311	27	11.52
IAN DALTON	Quayside	101.3	12	329	28	11.75
PHILIP RICHARDS	Prees	141.5	39	309	26	11.88
JOHN GROOM	Prees	93	15	291	24	12.13
CHARLES HARRISON	Hales	80.1	8	269	21	12.81
VIPUL KOLHAPURE	Harpers	76.5	10	299	21	14.24
SUNIL JOHN	Harpers	134.1	20	413	29	14.24

DIVISION SIX STATISTICS 2012

Final League Table

	P	W	L	WD	LD	D	C/A	Bat	Bowl	Pen	Points
Wellington V	22	11	2	3	0	0	6	14	20	2	336
Oswestry IV	22	10	2	4	0	0	6	23	26	0	330
Iscoyd & Fenns Bank II	22	9	3	3	2	0	5	17	22	0	287
Madeley III	22	7	5	5	0	1	4	26	32	0	287
Ludlow IV	22	7	4	4	1	0	6	19	29	0	275
Grove II	22	10	8	0	0	0	4	12	19	4	264
Shifnal V	22	8	2	1	4	0	7	10	21	2	262
St Georges IV	22	8	5	1	1	0	7	11	26	0	259
Ellesmere II	22	9	4	1	1	0	7	7	6	2	229
Reman Services III	22	5	5	1	6	1	4	16	40	0	205
Alberbury III	22	3	9	3	2	1	4	22	45	4	183
Pontesbury III	22	4	7	2	2	0	7	26	23	10	182
Whittington II	22	4	7	1	4	0	6	21	32	8	174
Calverhall II	22	3	9	3	3	0	4	18	42	0	172
Quatt III	22	5	9	1	0	0	7	10	16	2	164
Allscott III	22	3	6	1	6	0	6	15	40	16	145
Llanidloes II	22	3	10	0	2	0	7	10	29	9	115
Whitchurch IV	22	1	13	1	1	1	5	16	33	6	85

Highs and Lows

Highest Total by Team:

310-6 dec **Alberbury III v Reman Services III** 15 September

Lowest Total by Team:

36 all out **Whitchurch IV v Alberbury III** 4 August

Batsmen Scoring Centuries (18)

149	Martin Moreton	Shifnal V v Grove II	9 September
140	Robert Parker	Calverhall II v Pontesbury III	15 September
138*	Simon Miles	Ludlow IV v Grove II	26 May
133*	Niall Salisbury	Reman Services III v Llanidloes II	29 July
121	Jack Heath	St Georges IV v Reman Services III	8 September
115	Jamie Brooks	Alberbury III v Reman Services III	27 May
114	Kevin Boulton	Ludlow IV v Whitchurch IV	21 July
113*	Matthew Dyke	Oswestry IV v Alberbury III	8 September
113	Lewis Davies	Madeley III v Allscott III	18 August
107	Steve Morris	Alberbury III v Reman Services III	27 May
105	Ryan Newton	Ellesmere II v Reman Services III	6 May
104*	James Bradbury	Oswestry IV v Ellesmere II	2 June
103*	Simon Topper	Wellington V v Reman Services III	1 July
103*	Daniel Houlston	Shifnal V v Llanidloes II	16 September
102*	Daniel Houlston	Shifnal V v Madeley III	27 May
100*	Matthew Haigh	Pontesbury III v Alberbury III	19 August
100*	Richard Gough	Shifnal V v St Georges IV	2 September
100*	Mark Mottershead	Iscoyd & Fenns Bank II v Reman Services III	15 September

Bowlers Taking 7 Wickets or More (5)

Dave Heysley	9-22	Shifnal V v Ellesmere II	21 July
Aaron Musgrove	8-32	St Georges IV v Madeley III	29 July
Nick Benwell	7-11	Grove II v Iscoyd & Fenns Bank II	22 April
Duncan Taylor	7-41	Wellington V v St Georges IV	4 August
Steve Morris	7-44	Alberbury III v Grove II	13 May

DIVISION SIX AVERAGES 2012

BATTING (Qualification 10 innings, average over 20)

Name	Club	Innings	Not Out	Runs	Highest Score	Average
SIMON MILES	Ludlow IV	12	3	551	138*	61.22
JACK HEATH	St Georges IV	11	0	318	121	28.91
LEWIS DAVIES	Madeley III	11	1	270	113	27.00
NICK WILLIAMS	Alberbury III	11	3	207	97	25.88
NICK REMON	Whittington II	11	1	256	91*	25.60
MATTHEW EARLEY	Wellington V	13	1	306	73	25.50
ROBIN HILLMAN	Ludlow IV	12	0	300	82	25.00
STEVE MORRIS	Alberbury III	10	0	244	107	24.40
STUART BERRY	Allscott III	13	0	313	89	24.08
KIERAN BERRY	Allscott III	13	2	239	77*	21.73
STEVE GOUGH	Wellington V	10	2	163	69	20.38

BOWLING (Qualification 20 wickets, average under 15)

Name	Club	Overs	Maidens	Runs	Wickets	Average
CHRIS COUSINS	St Georges IV	84.2	22	216	25	8.64
JIM PHILLIPS	Oswestry IV	94	21	200	23	8.70
RYAN DAVIES	Pontesbury III	81.4	12	258	28	9.21
MARK JEFFRIES	Ellesmere II	56.2	9	205	20	10.25
HAIDER RAZA	St Georges IV	70.1	8	240	22	10.91
AARON MUSGROVE	St Georges IV	84	8	299	25	11.96
PAUL SHRIMPTON	Quatt III	93.4	4	331	27	12.26
STEVE MORRIS	Alberbury III	102	22	275	22	12.50
LEWIS DAVIES	Madeley III	92.2	9	319	25	12.76
KUMAR SINGH	Wellington V	121	34	315	24	13.13
GORDON BEBBINGTON	Iscoyd & Fenns Bank II	109	18	344	24	14.33

RESERVE DIVISION ONE STATISTICS 2012

Final League Table

	P	W	L	WD	LD	C/A	Bat	Bowl	Pen	Points
Newport II	22	13	1	1	0	6	6	8	0	346
Wern II	22	8	4	4	1	4	14	22	0	284
Quatt II	22	9	5	1	0	6	6	17	2	253
St Georges II	22	7	7	3	1	3	13	26	2	234
Worfield II	22	6	7	2	1	5	18	23	0	216
Ludlow II	22	6	7	1	1	6	15	23	0	212
Cound II	22	6	7	2	0	6	10	19	0	205
Wroxeter & Uppington II	22	5	5	2	2	7	8	27	0	204
Lilleshall II	22	5	4	2	3	7	8	20	8	189
Reman Services II	22	5	7	0	4	5	9	22	18	154
Madeley II	22	1	7	0	1	12	9	12	0	103
Frankton II	22	1	11	0	4	5	12	35	0	100

Highs and Lows

Highest Total by Team:

319-5 dec **Cound II v Newport II** 15 September

Lowest Total by Team:

48 all out **Frankton II v Quatt II** 30 June

Batsmen Scoring Centuries (12)

159*	Iain Anderson	Newport II v Quatt II	2 June
133	Adam Evans	Quatt II v Lilleshall II	11 August
123	Andy Lloyd	Madeley II v Ludlow II	15 September
122	Avi Mather	St Georges II v Wroxeter & Uppington II	9 June
116	James Coggins	Newport II v Reman Services II	11 August
110*	Luke Simpson	Worfield II v Madeley II	26 May
110	Michael Parton	Newport II v Worfield II	12 May
108	Simon Bushell	Wroxeter & Uppington II v Frankton II	2 June
106*	Chris Woodcock	Newport II v Worfield II	28 July
102*	Gurjeet Saini	St Georges II v Frankton II	11 August
100*	James Owen	Cound II v Newport II	15 September
100	Stu Anderson	Newport II v Reman Services II	11 August

Bowlers Taking 7 Wickets or More (6)

Rashad Khan	8-15	Newport II v Wroxeter & Uppington II	21 July
David Ashlin	7-21	Reman Services II v St Georges II	30 June
Rob Bagshaw	7-31	Lilleshall II v St Georges II	2 June
Alex Ollerenshaw	7-39	Wern II v Quatt II	12 May
Stuart Raine	7-40	Wern II v Madeley II	2 June
Glen Whittaker	7-45	Ludlow II v St Georges II	21 July

RESERVE DIVISION ONE AVERAGES 2012

BATTING (Qualification 10 innings, average over 28)

Name	Club	Innings	Not Out	Runs	Highest Score	Average
AVI MATHUR	St Georges II	14	1	599	122	46.08
DAVE POWELL	Frankton II	13	4	394	88*	43.78
LUKE SIMPSON	Worfield II	15	3	463	110*	38.58
ADAM EVANS	Quatt II	12	4	295	133	36.88
STU ANDERSON	Newport II	13	1	411	100	34.25
MATTHEW FLEMING	Quatt II	11	4	220	46*	31.43
JACK DAVIES	Wem II	14	2	344	91*	28.67
TYM FERN	Wroxeter & Uppington II	10	3	198	40	28.29
TIM GOLDTHORP	Ludlow II	12	2	280	84*	28.00

BOWLING (Qualification 20 wickets, average under 18)

Name	Club	Overs	Maidens	Runs	Wickets	Average
CALUM MARSH	Cound II	100.3	30	208	27	7.70
RASHAD KHAN	Newport II	117.2	22	308	38	8.11
ALEX OLLERENSHAW	Wem II	59.3	12	165	20	8.25
BOBBY GILL	St Georges II	94.2	12	249	24	10.38
KEITH HIGGINS	Wem II	125	23	375	30	12.50
MATTHEW FLEMING	Quatt II	141.1	28	465	37	12.57
STUART RAINE	Wem II	180.1	58	427	31	13.77
JAMES KINDER	Ludlow II	81.5	6	283	20	14.15
PAUL MASSEY	Wroxeter & Uppington II	101.1	20	313	22	14.23
IAN BALDWIN	Worfield II	107.1	21	354	24	14.75
ANTHONY HYDE	St Georges II	188	23	608	41	14.83
GLEN WHITTAKER	Ludlow II	146.3	22	493	33	14.94
RICHARD JONES	Quatt II	130.5	27	362	24	15.08
ANDREW POTTER	Lilleshall II	158.5	42	383	25	15.32
ROB BAGSHAW	Lilleshall II	135.5	29	386	24	16.08
ROYSTON EVANS	Cound II	119	13	342	21	16.29
MATT SMART	Wroxeter & Uppington II	116.3	22	356	21	16.95
MARK LAMMIE	Frankton II	97.2	8	360	21	17.14
DANNY HALL	Quatt II	129.4	38	362	21	17.24
JAMES LLOYD	Quatt II	119.2	18	398	23	17.30

RESERVE DIVISION TWO STATISTICS 2012

Final League Table

	P	W	L	WD	LD	D	C/A	Bat	Bowl	Pen	Points
Wellington IV	21	12	5	0	0	0	4	10	14	-13	313
Welshpool II	21	11	2	1	0	0	7	9	14	-10	312
Alberbury II	21	8	4	1	1	1	6	8	13	-8	252
Newtown II	21	6	6	2	0	0	7	7	32	5	216
Albrighton II	21	6	8	0	0	1	6	15	21	-4	211
Pontesbury II	21	7	8	1	0	0	5	5	28	10	207
Montgomery II	21	6	6	0	2	0	7	9	23	-6	207
Allscott II	21	4	8	1	3	0	5	26	26	-15	203
Shelton II	21	5	6	2	0	0	8	17	25	20	191
Knockin & Kinnerley II	21	4	8	1	0	0	8	21	27	0	177
Bomere Heath II	21	4	5	0	1	0	11	4	11	1	149
Much Wenlock II	21	1	8	0	2	0	10	7	26	2	106

Highs and Lows

Highest Total by Team:

340-2 **Alberbury II v Allscott II** 26 May

Lowest Total by Team:

35 all out **Albrighton II v Welshpool II** 30 June

Batsmen Scoring Centuries (7)

163*	Simon Lewis	Alberbury II v Allscott II	26 May
131	James Green	Alberbury II v Allscott II	26 May
119	Joe Roberts	Albrighton II v Wellington IV	19 May
111*	Bluey Thomas	Knockin & Kinnerley II v Allscott II	12 May
102*	Stuart Edwards	Albrighton II v Knockin & Kinnerley II	11 August
101*	Nick Davies	Welshpool II v Knockin & Kinnerley II	4 August
101	John Anthony	Newtown II v Much Wenlock II	26 May

Bowlers Taking 7 Wickets or More (2)

Tom Wilkinson	8-49	Montgomery II v Albrighton II	2 June
Rupert Redway	7-19	Welshpool II v Much Wenlock II	23 June

RESERVE DIVISION TWO AVERAGES 2012

BATTING (Qualification 10 innings, average over 28)

Name	Club	Innings	Not Out	Runs	Highest Score	Average
STUART (PANCHE) EDWARDS	Albrighton II	10	2	305	102*	38.13
SIMON LEWIS	Alberbury II	13	2	418	163*	38.00
BRUCE HARRIS	Wellington IV	16	3	475	89*	36.54
ISMAIL ANWAR	Albrighton II	14	2	417	75*	34.75
NICK DAVIES	Welshpool II	16	4	415	101*	34.58
RYAN PRESTON	Welshpool II	10	4	206	51	34.33
DAN CHODECKI	Welshpool II	12	3	264	53*	29.33

BOWLING (Qualification 20 wickets, average under 18)

Name	Club	Overs	Maidens	Runs	Wickets	Average
PRESTON FLETCHER	Alberbury II	108.1	23	299	34	8.79
RYAN HOOFE	Allscott II	56.3	7	185	20	9.25
ROB JONES	Shelton II	109	22	342	30	11.40
ROBERT ANDERSON	Welshpool II	117	19	352	29	12.14
TOM ANDERSON	Welshpool II	104.5	20	285	21	13.57
ALEX HUGHES	Alberbury II	125.3	17	348	25	13.92
TOM WILKINSON	Montgomery II	99.5	17	303	21	14.43
ANTHONY GRAY	Pontesbury II	127.2	22	367	25	14.68
MARCUS WILLIAMS	Knockin & Kinnerley II	89.4	12	331	21	15.76
LEWIS GOUGH	Wellington IV	102.5	12	407	25	16.28
ISMAIL ANWAR	Albrighton II	99	16	378	22	17.18
DANIEL LEWIS LAKELIN	Pontesbury II	90.3	6	369	21	17.57
ROB OWEN	Alberbury II	140.3	25	373	21	17.76

RESERVE DIVISION THREE STATISTICS 2012

Final League Table

	P	W	L	WD	LD	D	C/A	Bat	Bowl	Pen	Points
Condoover II	22	13	1	2	2	0	4	19	18	0	368
Wiley Wanderers II	22	10	4	1	2	0	5	7	19	0	293
Beacon II	22	8	3	3	2	0	6	17	20	4	277
Forton II	22	7	5	3	1	0	6	15	32	2	262
Market Drayton II	22	8	7	1	1	0	5	11	29	14	236
Cae Glas II	22	6	4	1	4	0	7	15	37	0	235
Bishop's Castle II	22	6	8	0	2	0	6	16	39	4	226
Tibberton II	22	7	9	2	1	0	3	12	29	2	210
Shifnal IV	22	4	5	3	1	0	9	19	24	2	191
Acton Reynald II	22	4	8	1	4	0	5	17	28	0	163
Corvedale II	22	2	12	1	0	0	7	27	33	2	141
Broseley II	22	2	11	2	0	0	7	17	25	8	115

Highs and Lows

Highest Total by Team:

231-5 **Condoover II v Broseley II**

8 September

Lowest Total by Team:

23 all out **Broseley II v Beacon II**

12 May

Batsmen Scoring Centuries (5)

117*	Dan Haubenschmid	Bishop's Castle II v Condoover II	25 August
106*	Mark Davies	Forton II v Corvedale II	26 May
105	Joel Leversedge	Corvedale II v Bishop's Castle II	30 June
103*	Steve Hosking	Beacon II v Forton II	8 September
102	William Evans	Market Drayton II v Forton II	2 June

Bowlers Taking 7 Wickets or More (4)

Graham Barker	8-44	Wiley Wanderers II v Market Drayton II	4 August
Richard Barge	7-30	Tibberton II v Corvedale II	12 May
Chris Lloyd	7-43	Broseley II v Beacon II	12 May
Jordan Barker	7-50	Condoover II v Wiley Wanderers II	18 August

RESERVE DIVISION THREE AVERAGES 2012

BATTING (Qualification 10 innings, average over 28)

Name	Club	Innings	Not Out	Runs	Highest Score	Average
MIKE JENKINS	Tibberton II	13	5	617	96*	77.13
TONY ROWLANDS	Willey Wanderers II	17	6	490	92*	44.55
JOEL LEVERSEDGE	Corvedale II	10	1	373	105	41.44
MARK DAVIES	Forton II	12	3	363	106*	40.33
RICHARD JACKSON	Forton II	10	4	229	83*	38.17
STEVE HOSKING	Beacon II	14	1	483	103*	37.15
DALE HARDGRAVE	Condover II	11	3	274	49	34.25
CHRIS TREDWAY	Condover II	10	1	300	94	33.33
DAVID BRAMMER	Shifnal IV	10	2	252	75*	31.50
NICK CHESTERS	Cae Glas II	13	1	352	96	29.33
MARTIN DENTON	Acton Reynald II	11	1	291	63	29.10
TIM SMITH	Cae Glas II	11	4	198	46	28.29

BOWLING (Qualification 20 wickets, average under 18)

Name	Club	Overs	Maidens	Runs	Wickets	Average
GRAHAM BARKER	Willey Wanderers II	127.5	17	410	47	8.72
PAULCOTTRELL	Bishop's Castle II	135.5	20	420	39	10.77
MARCUS CLAYTON	Tibberton II	159	40	424	38	11.16
JORDAN BARKER	Condover II	78.4	3	349	30	11.63
STEVE WICKSTEAD	Market Drayton II	133.1	29	353	30	11.77
ANTON GUNTER	Willey Wanderers II	96.4	20	289	24	12.04
DARREN KENT	Market Drayton II	138.4	33	329	27	12.19
CHRIS TREDWAY	Condover II	79	11	279	20	13.95
JOHN HOWARTH	Beacon II	96.4	23	279	20	13.95
ANDY HUGHES	Cae Glas II	65.5	3	293	21	13.95
ASHLEY GILLUM	Forton II	103.2	13	387	24	16.13
JOHN CLARKE	Cae Glas II	116.2	28	341	20	17.05
STEVE FRANCE	Acton Reynald II	123.1	16	383	22	17.41

CONSTITUTION

1. NAME

The organisation shall be known as **The Shropshire County Cricket League**, hereafter referred to as "the League". The name of the League's sponsor(s) shall wherever appropriate be incorporated into that of the League, the form of such to be as decided by the Management Committee.

2. OBJECT

To foster and develop the spirit of cricket within Shropshire and its bordering counties and to promote the best interests of its member Clubs.

3. MEMBERSHIP

- (a) The League shall consist of member Clubs who satisfy the requirements of the League and the Committee with regard to status, playing strength and standard of grounds and facilities.
- (b) All member Clubs must be in possession of Public Liability Insurance cover and shall produce written confirmation of same to the League if requested to do so.
- (c) All member Clubs shall abide by the current England and Wales Cricket Board's (ECB) Directives regarding safety and child protection.
- (d) All member Clubs must be affiliated to their relevant Cricket Board. Failure to do so could result in expulsion from the League.
- (e) Before the start of each season, each member Club shall send to the League Secretary a Declaration signed by its Chairman and Secretary committing the Club to abide by the Constitution and Rules of the League and to observe the Code of Conduct and The Laws of Cricket. Failure to do so will mean that none of the Club's teams will be credited with any points until the Declaration is received.
- (f) All member Clubs with a team playing in the Premier Division, Division One or Reserve Division One shall possess Clubmark accreditation, or shall achieve such status not later than 31st October, 2013. Failure to achieve this status by the deadline will mean that the club will not be eligible to play in any of the above Divisions in the 2014 season.
- (g) The teams of member Clubs shall play in Divisions and there shall normally be promotion and relegation between Divisions, as determined by the Committee.
- (h) Any club wishing to be admitted to, or any member Club seeking to change the number of its teams in, the League, shall apply in writing to the League Secretary not later than 15th October, indicating the number of teams it wishes to enter next season. Each application shall be considered by the Committee in accordance with the requirements of Clauses 3(a), 3(b), 3(c), 3(d), 3(e) and 3(f) above. The Committee shall have the power to refuse any application and may, if it wishes, but is not bound to, give reasons for its decision. In exceptional circumstances, applications received after the closing date may be considered.
- (i) Any member Club wishing to resign from the League shall give notice in writing to the League Secretary not later than 15th October.
- (j) Clauses 3(h) and 3(i) above shall not apply to any club promoted to or relegated from another recognised League forming part of the ECB's pyramid structure.
- (k) In the event of any of the League's former member Clubs currently playing in the Birmingham and District Premier Cricket League applying to return to this League for reasons other than relegation, there will be a presumption in favour of acceptance, subject to the application complying with the requirements of Clause 3(h) above.

- (l) The Committee shall have powers to require any member Club to resign if, in its opinion, the general conduct of the club does not satisfy the requirements of the League. Any member Club against which such action is proposed shall receive not less than 14 days' prior notice in writing of the date of the meeting at which the matter is to be considered and shall be invited to be represented at that part of the meeting. This action shall be in addition to any steps taken under "Rules for the Conduct of Matches".
- (m) Players and team officials shall refrain from any form of abusive comments or actions against fellow players, officials, members and supporters. Clubs must operate an active open-door membership policy, whilst respecting player qualification regulations, and shall welcome players/members irrespective of ethnic origin.
- (n) A member Club which removes its first team from the League shall be deemed to have resigned its membership: it may, however, apply to re-enter one or more of its lower teams and the application will be considered in accordance with the requirements of Clause 3(h) above.
- (o) Any Club which ceases to be a member of the League shall at once forfeit any rights of participation in the assets of the League.
- (p) Following a recommendation from the Committee, the Annual General Meeting may confer the honour of Life Membership of the League on any person whom it considers worthy of special recognition by reason of services rendered to the League. Life Members shall be entitled to attend meetings of the Management Committee.

4. MANAGEMENT

Subject to the provisions of this Constitution, the control and management of the League shall be vested in the Management Committee, hereafter referred to as "the Committee", which shall make rules governing the general principles of the conduct of the League's affairs and shall have the powers to create, apply, amend or revoke such rules as it sees fit.

5. OFFICERS

- (a) The Officers of the League shall be the President, Chairman, Vice-Chairman, League Secretary, Treasurer, Results and Registrations Secretary, Fixtures Secretary, Child Protection Officer, Umpires Secretary and Publicity Officer.
- (b) The Officers shall be elected annually at, and shall take office from the end of, the Annual General Meeting.
- (c) The Chairman, Vice-Chairman, League Secretary and Treasurer shall be known as "the Executive Officers" and shall collectively exercise day-to-day administration of the League and shall hold executive powers to deal with urgent matters which may arise between Committee meetings or which are not specifically covered by the Constitution.

6. MANAGEMENT COMMITTEE

- (a) The Committee shall consist of *ex officio* the Officers in 5(a) above, fifteen Elected Members, Life Members and a nominated member from the Shropshire Cricket Board.
- (b) One-third of the elected Members shall be elected at each Annual General Meeting for a term of three years, after which time they shall retire from the Committee and, if they wish, offer themselves for re-election.
- (c) Not more than two Elected Members from any one Club shall be elected to serve on the Committee at the same time.
- (d) At least ten days notice of meetings shall be given. Accidental omission to give notice of any meeting or non-receipt of such notice by any Committee member shall not invalidate any resolution passed at any such meeting.
- (e) The Chairman shall preside at meetings of the Committee. If the Chairman is absent the Vice-Chairman shall preside; if both are absent, the Committee members present shall, before any other business is transacted, choose one of their number to preside at the meeting.

- (f) Seven members of the Committee shall form a quorum.
- (g) All questions arising at a Committee meeting, other than questions of order, shall be decided by a simple majority of votes: in the event of an equality of votes, the chairman of the meeting shall have a second or casting vote.
- (h) Committee members are not representatives of their clubs and shall "declare an interest" when an issue directly affecting their own club is to be discussed and shall normally abstain from any vote on such matter.
- (i) The Committee shall have power to co-opt to fill a vacancy. Co-opted members shall serve until the next Annual General Meeting when the vacancy shall be filled by election.
- (j) The Committee may appoint sub-committees with such powers and terms of reference as it thinks fit.
- (k) The Committee shall have the power to review and, if considered appropriate, reject any nomination received for Officers of the League or Elected Members of the Committee if it considers that there are reasonable grounds to believe that such nomination would be contrary to the best interests of the game of cricket or the smooth functioning of the League.
- (l) The Committee shall have residual powers to consider and adjudicate upon any matter not specifically covered by this Constitution.
- (m) The decision of the Committee is final.
- (n) Committee members are expected to attend all of its meetings. Anyone other than a Life Member who fails to attend three or more consecutive meetings is liable to expulsion, at the discretion of the Committee.
- (o) Any Committee member whose club ceases to be a member of the League may be required, at the discretion of the Committee, to resign from the Committee.
- (p) The Committee may at its discretion appoint an Honorary Legal Advisor.

7. FINANCE

- (a) Each member Club shall pay to the Treasurer, not later than the end of April, an annual subscription for each team. Any club which fails to pay by the due date may be charged an additional penalty for each month or part of a month that it is in arrears. The amounts of the subscription and the penalty will be determined each year by the Committee and notified to all member Clubs.
- (b) If the subscription income is found to be insufficient to meet the League's needs, the Committee may levy an additional subscription on member Clubs.
- (c) The Committee shall cause proper account to be kept of all sums of money received and paid out by the League.
- (d) The financial year of the League shall end on 31st October.
- (e) The accounts of the League shall be examined annually by a qualified accountant, who shall certify their correctness.
- (f) A statement of accounts shall be presented by the Treasurer to the Annual General Meeting.
- (g) The funds of the League shall be invested as the Committee decides after considering the recommendations of the Treasurer and day-to-day transactions shall be dealt with by and through one or more Bank accounts in the name of the League.
- (h) No moneys shall be paid from any account in the name of the League except upon the signatures of any two from the Chairman, Vice-Chairman, League Secretary and Treasurer who shall be the authorised signatories.

8. ANNUAL GENERAL MEETING

- (a) The Annual General Meeting, hereafter referred to as "the Meeting", shall be held in November each year or as practicable thereafter.
- (b) Notice of the Meeting shall be given in writing to all member Clubs at least twenty-one days before the date thereof.

- (c) The President shall preside at the Meeting. If the President is absent the Chairman shall preside; if the Chairman is absent the Vice-Chairman shall preside; if all are absent, the member Clubs present shall, before any other business is transacted, appoint a chairman of the Meeting.
- (d) Nominations for the Officers of the League and elected Members of the Committee shall be submitted in writing by member Clubs and received by the League Secretary at least twenty-eight days before the AGM.
- (e) Each member Club shall have one vote. In the event of an equality of votes, the chairman of the Meeting shall have a single casting vote.
- (f) Proxy votes will not be accepted.
- (g) No changes shall be made to the Constitution except at an Annual General Meeting or Extraordinary General Meeting and any such changes shall require the assent of at least two-thirds of the votes cast.
- (h) Proposals to change the Constitution must either be submitted by the Committee, or be proposed and seconded by at least two member Clubs and received by the League Secretary not later than 30th September. The wording of any such proposed changes to the Constitution shall be included in the Notice of Meeting.
- (i) One-third of the member Clubs shall form a quorum.

9. EXTRAORDINARY GENERAL MEETING

- (a) An Extraordinary General Meeting shall be called by the Committee, either at the discretion of the Committee, or on receipt by the League Secretary of a written request signed by not less than one-third of member Clubs, stating the reason(s) why the meeting is being requested.
- (b) The provisions applicable to the Annual General Meeting shall, with the exception of 8(a) and 8(h) above, apply also to the Extraordinary General Meeting.
- (c) Proposals to change the Constitution must either be submitted by the Committee, or be proposed and seconded by at least two member Clubs and submitted in writing to the League Secretary. The wording of any such proposed changes to the Constitution shall be included in the Notice of Meeting.

10. TROPHIES

- (a) Trophies will be awarded to the Champions and Runners-up in all Divisions.
- (b) Additional awards may be made at the Committee's discretion.
- (c) Trophies that are the property of the League must be returned in good condition to the League Secretary not later than 1st September.

11. FIXTURES

- (a) All League matches shall be played on the dates published in the League Handbook.
- (b) Any Club that fails to fulfil a fixture shall be penalised for that offence in such manner as shall be determined by the Committee and published in the League Handbook. Any club that repeatedly fails to fulfil its fixtures may be required to resign its membership of the League in accordance with the procedures contained in Clause 3(l) hereof.
- (c) Member Clubs will be informed of the dates on which a League Representative XI may be taking part in a Competition. Clubs shall not under any circumstances withdraw a player selected to play in such match in favour of a Club competition.

12. WINDING UP

- (a) The League may be wound up only by the passing of a resolution by a majority of at least two-thirds of the member Clubs present and voting at an Extraordinary General Meeting convened for the purpose of considering such resolution.

- (b) In the event of the passing of a resolution to wind up the League, the meeting at which such resolution is passed shall appoint a committee which shall be empowered to distribute the League's assets, including cash and investments, between member Clubs, or other organisations having similar aims and objects as the League, in such proportions as they may, by simple majority, decide, provided that the same shall not be paid to, or divided between, any individual members of the Committee or the Officers. The Chairman, Vice-Chairman, League Secretary and Treasurer shall be *ex officio* members of that committee. In the event of an equality of votes the Chairman shall have a second or casting vote.
- (c) In the event that such committee is unable to reach a decision with regard to the distribution of the assets, the Chairman shall have power to refer the matter to an independent arbitrator, the costs, if any, of such arbitration being a proper charge on the assets of the League.

LEAGUE CRICKET CONFERENCE, PRESIDENT'S TROPHY KNOCKOUT COMPETITION 2012

22nd July 2012 v Staffs Club Championship, at Pelsall CC

Staffs Club Championship 155 all out, 45 overs (R. Morgan 33; James Astley 3–20, Dominic Bradbourne 3–28, Jon Prince 2–26, Nick Watkins 2–54)
 Shropshire County Cricket League 159–4, 32.5 overs (Carl Starling 40, Peter Thompson 34, Matt Cohen 43*, Martyn Davies 25*)
 Shropshire County Cricket League won by 86 runs

12th August 2012 v North Staffs & South Cheshire League, at Audley CC

North Staffs & South Cheshire League 236–5, 45 overs (A. Mellor 45, R. Hassett 71, C. Beech 30, D. Brearley 30, D. Fairbanks 26*; James Astley 2–44, Ian Gregory 2–40)
 Shropshire County Cricket League 150 all out, 39.1 overs (Carl Starling 29, Mal Serplet 28; M. Goodwin 2–19, R. Medion 4–29, R. Holloway 2–35)
 North Staffs & South Cheshire League won by 86 runs.

PRESIDENT'S TROPHY KNOCKOUT COMPETITION FIXTURES 2013

First Round: Sunday 30th June 2013 – Bye

Second Round: Sunday 21st July 2013 v winners of Derbyshire & Cheshire League and Bristol & District League (Away)

Quarter Final: Sunday 11th August 2013 v winners of Worcestershire County League, Staffs Club Championship and North Staffs & South Cheshire League (Home)

Semi Final: Sunday 1st September 2013

Final: date to be confirmed.




2013 Cricket Season Offers on Coaching Aids and Cricket Equipment from Ram
The Shropshire Cricket League

Batting Tees




£14 + VAT

Katchet



£37 + VAT

Sidearm



£22 + VAT

Grid Marker Cones



£13 + VAT

Club Bat



From £28 - £35 + VAT

Club Gloves



From £16 - £19 + VAT

Club Pads



From £20 - £26 + VAT

Fielding Stump



£16 + VAT

Skyer Bat



£58 + VAT

Middling Bat



£16 + VAT

Crackit



£20 + VAT

Coaches Ball Bag



£18 + VAT

Eye-In




£40 + VAT

Crazy Cricket Set




£34 + VAT

Fielding Goals



£39 + VAT (per pair)

Crazy Catch - Wildchild



£95 + VAT

Remember 5% Discount to Cricket Clubs plus 5% Voucher to SCL

All Prices + VAT & delivery at cost

Please contact the Ram Sales Team on:

Tel : 01372 722999 Email : sales@ramhouse.co.uk



Barringtons

HAVE YOU GOT TIME TO RELAX?

**IF NOT, WHY NOT LET US HELP YOU SPEND MORE TIME WORKING
ON YOUR BUSINESS RATHER THAN IN YOUR BUSINESS!**

As well as the traditional services provided by all accountants, you may be surprised to learn
what else we can offer:

**Tax and VAT
Consultancy**

**Business
Development**

**On-Line
Employment
Law & IIR
Service**

**Book-keeping
Software installation
and support**

**Child
Care
Vouchers**

**Entrepreneurial
Sales and
Marketing Ideas**

For prompt personal service and a confidential, free discussion without obligation,
call **ANDREW WILSHAW, ANDY BRIDGE or STEVE RYAN**

Barringtons

ACCOUNTANCY FOR PEOPLE WITH BETTER THINGS TO DO!

**18 Queen Street
Market Drayton**

**570-572 Etruria Road
Newcastle u Lyme**

**The Dowry
22 Barker Street
Nantwich**

**Abbey Court
High Street
Newport**

01630 652813

01782 713700

01270 623821

01952 811745

www.barringtons-online.co.uk



KOOKABURRA CRICKET 2013



**THE UK'S
LEADING CRICKET
BALL SUPPLIER**

Email: league@alfredreader.co.uk



READERS CRICKET 2013

CRICKETS MOST INNOVATIVE BRAND

200 YEARS OF CRICKETING EXCELLENCE



TIMBER ENGINEERS AND MANUFACTURERS OF TRUSSED RAFTERS AND OPEN WEB FLOOR BEAMS

We have been designing and supplying Engineered Timber Products to the Construction Industry for over 30 years, servicing large and small projects in all areas of the UK. We have a wealth of design and manufacturing experience in -

- **TRUSSED RAFTERS** *full design and supply service*
- **ATTIC TRUSS & PLATFORM** *room in the roof systems*
- **METAL WEB 'Space Joist'** *floor & roof systems*
- **FLOOR TRUS** *variable depth open web floor joist system*
- **I-JOISTS** *for floors and roofs*
- **FEATURE TRUSSES** *in Oak, Glu-Lam or softwood*
- **GLU-LAMINATED TIMBER BEAMS** *structural & feature*
- **STEEL TRUSS** *long span structural steel roof systems*
- **ERECTION SERVICE, CRANAGE & COMPLETION
CERTIFICATES**

Lynx Trussed Rafters
A Division of Timber Frame Services Ltd.
Unit D9, Aston Park Industrial Estate
Soulton Road, Wem, Shropshire, SY4 5SD

Contact Adam Phillips or Richard Pashley on
Tel. 01939 234149 Fax. 01939 234638



MEADONS CRICKET CLUB INSURANCE

- **ONE SIMPLE POLICY FOR ALL THE CLUB'S NEEDS.**
- **UNDERWRITTEN BY AVIVA**
- **FOR THAT PERSONAL SERVICE**
- **FOR EXPERT ADVICE AND ASSISTANCE**
- **FOR A FREE NO OBLIGATION QUOTATION**

GET IN TOUCH NOW:

VISIT OUR WEBSITE: WWW.MEADONS.CO.UK

OR

PHONE: 01630658455

EMAIL: CRICKET@MEADONS.CO.UK

TWITTER: [@MEADONSCRICKET](https://twitter.com/MEADONSCRICKET)

YOUR CRICKET CLUB NEEDS - CARED FOR BY CRICKET PEOPLE.

SPORTS & GAMES

**41 ST. JOHN'S HILL
SHREWSBURY
TEL: 01743 233698**

SUPPLIERS OF ALL MAJOR
CRICKET BRANDS TO LOCAL
CLUBS. WE HAVE THE
LARGEST STOCK OF CRICKET
EQUIPMENT LOCALLY
INCLUDING GRAY NICOLLS,
GUNN & MOORE, COUNTY,
KOOKABURRA, PUMA, ETC.

*WE ALSO SPECIALISE IN
RACKET RESTRINGING
AND SHIRT PRINTING*

CHECK OUT OUR PRICES!

NOTES

SHROPSHIRE COUNTY CRICKET CLUB

ANNUAL MEMBERSHIP . . . £20.00

Please contact:

Membership Secretary:

**Albert Barkley, Fairview, Criftins, Ellesmere,
Shropshire, SY12 9LU**

Telephone: (01691) 690247

FIXTURES 2013

MCCA KNOCK-OUT TROPHY

Sun	April	21	LINCOLNSHIRE	Shrewsbury CC
Sun	May	5	SUFFOLK	Ipswich School
Mon	May	6	NORFOLK	Horsford CC
Sun	May	26	WILTSHIRE	Oswestry CC

MINOR COUNTIES CHAMPIONSHIP – WESTERN DIVISION

S/M/T	June	9–11	WILTSHIRE	South Wilts CC
S/M/T	June	23–25	DORSET	Bridgnorth CC
S/M/T	July	7–9	OXFORDSHIRE	Banbury CC
S/M/T	July	21–23	CORNWALL	Shrewsbury CC
S/M/T	Aug	4–6	BERKSHIRE	Whitchurch CC
S/M/T	Aug	18–20	CHESHIRE	Nantwich CC

OTHER MATCHES

Sun	April	14	STAFFORDSHIRE	Himley CC
Wed	June	12	WORCESTERSHIRE	Shifnal CC

DEVELOPMENT FIXTURES

Thurs	August	8	STAFFORDSHIRE	Bridgnorth CC
Fri	August	23	WORCESTERSHIRE ACADEMY	Shrewsbury CC
Tues	August	27	CHESHIRE	TBC